

ABIES (Fir)

A. alba 'Green Spiral'
HT: 8-10' Zone: 3-6



'Green Spiral' Fir
GH: Upright

Strange twisting branches seem to spiral around and tend to weep down.

A. alba 'Pendula'
HT: 5-6' Spread: 5-6' Zone: 3-6



Weeping European Fir
GH: Weeping

Strong weeping habit with deep green foliage.

A. alba 'Pyramidalis'
HT: 6' Spread: 6' Zone: 3-6



Pyramidal Fir
GH: Upright & pyramid

Christmas tree shape with dark green needles and silver undersides. Grows 8-12".

A. concolor 'Compacta'
HT: 2' Spread: 3' in 10 years Zone: 3-6



Dwarf White Fir
GH: Wide globe

Nice silver blue foliage. DWARF. Can develop a leader with age.

A. concolor 'Fastigiata'
HT: 10' Spread: 18" Zone: 3-6

Fastigiata White Fir
GH: Tight & narrow

An upright, narrow form of Concolor (White) Fir. Use as a screen or as a specimen. Grows 8-10" per year.

A. concolor 'Glenmore'
HT: 6-8' Zone: 3-6



'Glenmore' White Fir
GH: Upright & pyramidal

A form of Concolor (White) Fir that has a strong blue color. Color is best in full sun. A little slower growing than the straight species.

A. koreana 'Aurea'
HT: 4-5' Zone: 3-6



Yellow Korean Fir
GH: Pyramidal

This plant has silver-grey needles until winter and then it turns a bright yellow color. A stand out color in the snow! A DWARF pyramid.

A. koreana 'Horstmann Silberlocke'
HT: 6-8' Zone: 3-6



'Horstmann Silberlocke' Korean Fir
GH: Irregular pyramid

Needles arch backwards on branches to reveal a striking silver color. Needle arch is very uniform. Purple cones stand upright off branches. As beautiful as it is unique!!

A. koreana 'Silver Show'
HT: 6-8' Zone: 3-6



'Silver Show' Korean Fir
GH: Irregular pyramid

An improved variety of Korean Fir, the silver color is consistent throughout the plant. Silver colored needles on branch tips arch backwards on branches. Upright purple cones. A beautiful specimen!

ACER (Maple)

A. lasiocarpa 'Arizona Glauca Compacta'
HT: 3-4' Zone: 3-6



'Compact Arizona' Fir
GH: Dwarf pyramidal

A DWARF form of Alpine Fir. Foliage is powder blue. Growth rate is 3-6" per year. An excellent choice for small areas!

A. normandii 'Golden Spreader'
HT: 3' Spread: 6' Zone: 3-6



'Golden Spreader' Normand Fir
GH: Spreading

Yellow colored spreading Fir that is broader than it is tall.

ALBRISIA (Mimosa)

Albrisia julibrissin 'E. H. Wilson'
HT: 20-30' Zone: 5



'E. H. Wilson' Mimosa
GH: Upright & vase

A superior selection known to be cold hardy to -15. Pink silk blooms in mid to late summer.

ACER (Maple)

A. campestre 'Carnival'
HT: 8-10' Zone: 5-7



'Carnival' Hedge Maple
GH: Upright & oval

Also called Variegated Hedge Maple. Rare plant in the trade. Light green leaves with white margins. Variegation may be irregular. No serious pests or diseases. Slow growing. Can be pruned and kept to a small size.

A. griseum
HT: 20-25' at maturity Zone: 5-7



Paper Bark Maple
GH: Upright & oval

Chocolate brown exfoliating bark and scarlet red fall color make this an outstanding choice. One of our top ten plants! Dark green leaves. No serious diseases or pests. Few seeds are viable. Slow growing. Bark has an interesting year round effect. Exfoliating bark is not messy at all.

A. griseum x mazimowiczii

Hybrid Paper Bark Maple
aka 'Gingerbread' Maple

HT: 20-25' Zone: 5-7



GH: Upright & oval

Similar to Paper Bark Maple, it has intense scarlet-red fall color and chocolate colored flakey striated bark. Will grow faster than A. griseum. Found in Rochester, N.Y. No serious pests or diseases.

A. mandshuricum
HT: 20-25' Zone: 5-7



Manchurian Maple
GH: Upright & rounded

Silver colored bark compliments the bright green trifoliate leaves. New leaves have red petioles. Excellent early October scarlet fall color. No serious pests or diseases.

ACER (Maple)

A. maximowiczii (nikko)

HT: 20-25' Zone: 5-7



Nikko Maple

GH: Upright & oval

A trifoliolate maple that has leaves with hairy undersides. Bark is a dark brown-silver color. Orange-scarlet fall color similar to A. griseum. No serious pests or diseases.

A. pseudoplatnus 'Esk Sunset'

HT: 8-10' Zone: 5-7



'Esk Sunset' Sycamore Maple

GH: Upright & rounded

A striking variegated form of the common Sycamore Maple. Pink, green & purple colors are "dusted" onto the foliage in irregular patterns--resembles "splashed" paint. Excellent specimen. Leaves may scorch in very hot summers. 20-30' at maturity.

A. saccharinum 'Bee Bee'

HT: 5' Zone: 5-7



'Bee Bee' Silver Maple

GH: Upright & rounded

A cutleaf form of our native Silver Maple that is much shorter in height and much slower growing. Fall color is yellow-orange. Good choice for small areas. Can be pruned and kept at a small size for many years.

A. saccharinum 'Shaun's Pillar'

HT: 8-10' Zone: 5-7



'Shaun's Pillar' Maple

GH: Fastigiata

A slow growing form of Sugar Maple. Very fastigiata--looks like a telephone pole with leaves! Fall color is orange-yellow.

A. triflorum

HT: 20-25' at maturity in 15 years Zone: 5-7



Three Flowered Maple

GH: Rounded

Bark color is tan and furrowed--almost looks like it is splitting due to caliper growth. Bark is as good or better than River Birch. Fall color is a reddish-orange. No pests.

A. japonicum 'Attaaryi'

HT: 8-10' Zone: 5-7



'Attaaryi' Japanese Maple

GH: Upright

This plant is considered shrub like to a medium tree. Similar to 'Dancing Peacock' except that the leaves are larger and not so deeply cut on the margins. Outstanding red, yellow and orange fall color!

A. japonicum 'Dancing Peacock'

HT: 8-10' Zone: 5-7



'Dancing Peacock' Japanese Maple

GH: Upright

A strongly structured plant. Green leaves are deeply lobed. Rich vibrant colors of orange and red make it a stand out in the fall garden!



Trifoliolate Maples such as Paper Bark, Three Flowered and Manchurian Maples, have three leaves on each petiole. As a group, they are very hardy, pest and disease resistant and have outstanding bark features and fall colors.

ACER (Maple)

A. japonicum 'O isami'

HT: 8-10' Zone: 5-7



'O isami' Japanese Map

GH: Rounde

Large rounded leaves that are deeply notched are attached to long petioles. Bright yellow/green new growth. Older leaves are rich dark green and resist scorching. Fall color is vibrant red and yellow with scarlet undertones.

A. palmatum 'Arakawa

HT: 15-18' at maturity Zone: 5-7



'Arakawa' Japanese Maple

GH: Upright

The name translates into "the warted one" which describes the rough, corky bark. Green leaves have a rich orange-red fall color. A vigorous grower, it will become a medium sized tree with a rounded habit. Can be used for Bonsai.

A. palamatum 'Atrolineare'

HT: 6-8' Zone: 5-7



'Atrolineare' Japanese Maple

GH: Upright

A form of strap-leaf Maple with dark black-red foliage which in full sun may turn a bronze with green undertones. May be considered a large shrub due to its twiggy form. Dense.

A. palmatum 'Beni Tsukasa'

HT: 4' Zone: 5-7



'Beni Tsukasa' Japanese Maple

GH: Upright & shrubby

New growth is bright orange-red or peach colored. With maturity, color changes to shades of pink & red with green undertones. Summer color may be variegated. Tiny leaves & DWARF habit.

A. palmatum 'Bloodgood'

HT: 15-20' at maturity Zone: 5-7



'Bloodgood' Japanese Maple

GH: Upright & spreading

A popular Japanese Maple in the trade as it has been widely available for many years. Leaves are deep burgundy with bright red samaras. Fall color may range from burgundy to bright red. Becomes rounded with age.

A. palmatum dissectum 'Emerald Lace'

HT: 6-8' Zone: 5-7



'Emerald Lace' Japanese Maple

GH: Upright & arching

Fine cutleaf light green colored leaves on delicate graceful arching branches. Branches are long and dense, but can be pruned up. Faster growing than other cutleaf Japanese Maples. Fall color is orange-red.

A. palmatum 'Emperor I'

HT: 8-10' Zone: 5-7





'Emperor I' Japanese Maple



GH: Upright



An outstanding red leaf Japanese Maple with exceptional vigor. Leafs out 2 two weeks later than normal--reducing the risk of frosts and drying winds. Holds red color well into the hot summer. A vigorous grower, it develops a wide crown as it matures.



ACER (MAPLE)



A. palmatum 'Fairy Hair' 'Fairy Hair' Japanese Maple
HT: 3' Zone: 5-7   GH: Upright & globe
Extremely slow growing this plant has tiny green strap leaf leaves. Considered to be a miniature plant. Yellow-orange fall color. Good plant for containers.


A. palmatum dissectum 'Garnet Improved' 'Garnet Improved' Japanese Maple
HT: 6' Spread: 6' Zone: 5-7   GH: Cascading & mounded
An improved form of 'Garnet'--holds color better and longer into the summer. A cut-leaf form that cascades down forming a beautiful mounded plant at maturity.

A. palmatum 'Goshiki Kotohime' 'Goshiki Kotohime' Japanese Maple
HT: 4-6' at maturity Zone: 5-7   GH: Upright
Name translates to "dwarf multicolored harp". New growth is spectacular! Shades of pink, cream and red cover the tips of leaves. Slow growing, protect from drying winds. Grows best in light shade. Will develop into a "V" shape plant with dense, congested leaf growth. DWARF.

A. palmatum 'Hanami Nashiki' 'Hanami Nishki' Japanese Maple
HT: 3' Spread: 3' Zone: 5-7   GH: Dense & shrubby
Name translates to "flower viewing tapestry". Dwarf, rare, very small leaves. Leaf margins have an orange-red tint in spring that later turn a light yellowish-green. Good choice for containers.



A. palmatum dissectum 'Inaba Shidare' Japanese Maple
HT: 3-4' Zone 5-7   'Inaba Shidare' Japanese Maple
GH: Upright, mounding cascade
Also known as 'Red Select' Japanese Maple. A variety that is best known for its cut-leaf form and bright red foliage. It does not lose color in the summer. Fine texture and mounded habit add to its appeal. Slow growing.



A. palmatum 'Karasu Gawa' 'Karasu Gawa' Japanese Maple
HT: 6' Zone: 5-7   GH: Upright & vase shape
Brightly colored "bubble gum" pink, green and white variegation on small, thin leaves. Eye catching color! Variegation is irregular. Best in light shade, may scorch for a few years.



A. palmatum 'Kasagi Yama' 'Kasagi Yama' Japanese Maple
HT: 6-8' Zone: 5-7  GH: Upright & vase shape
Best known for its unusual color combination of leaves. Green undertones are covered by shades of brick red. The veins are almost black in color, giving it a distinctive appearance. We recommend growing it in partial shade.



ACER (MAPLES)



A. palmatum 'Keiser' 'Keiser' Japanese Maple
HT: 4-5' at maturity Zone: 5-7   GH: Rounded
A 5 lobed strap leaf with a vigorous growth habit. Holds red color extremely well into the hot summer months. Great specimen plant!



A. palmatum 'Kotohime' 'Kotohime' Japanese Maple
HT: 5-6' Zone 5-7   GH: Upright
The name means "little harp". Tiny leaves. New growth is bright rose or orange-red. Mature foliage is light green. Fall color is light yellow. Dense side branches.

A. palmatum 'Koto No Ito' 'Koto No Ito' Japanese Maple
HT: 6' at maturity Zone: 5-7   GH: Upright
A DWARF Japanese Maple that reaches maturity in 10-12 years. The first set of leaves are long green "ribbons" and the second set resembles strap leaves. Unusual feathery texture gives it an airy appearance as branches mound over each other.



A. palmatum 'Kurui Jishi' 'Kurui Jishi' Japanese Maple
HT: 5-6' Zone: 5-7   GH: Upright
The name means 'confused lion'. Similar to 'Okushimo' only this is a DWARF. The leaves are star shaped, rolled and clustered. Easy to grow in average soils.



A. palmatum 'Mikawa Yatsubusa' 'Mikawa Yatsubusa' Japanese Maple
HT: 4-5' at maturity Zone: 5-7   GH: Dense
A very DWARF plant with bright green leaves that overlap each other like a "shingles on a roof". New leaves are yellow-green, while mature leaves sport a bright red thin line on the margins. The appearance is a dense, multi-branched compact plant.



A. palmatum 'Okushimo' 'Okushimo' Japanese Maple
HT: 12-15' at maturity Zone: 5-7   GH: Upright & vase shaped
The name translates to "salt & pepper" maple. It has odd shaped "crested" leaves that appear to to be "rolled". Medium green color. Golden fall color.



A. palmatum dissectum 'Orangeola' 'Orangeola' Japanese Maple
HT: 6' at maturity Zone: 5-7   GH: Cascading & rounded
New cutleaf orange-red growth turns a rich red-green in summer followed by a mid summer push of orange color that overlays red-green leaves. Fall color is a fiery orange-red. Stunning in fall. Vigorous grower.



ACER(MAPLES)



A. palmatum dissectum 'Red Filigree Lace'   'Red Filigree Lace' Japanese Maple
HT: 6' in 20 years Zone: 5-7 GH: Weeping
Best known for its fine and lace cut leaves. Graceful weeping habit. It is the most cutleaf of all the dissectums. Red-maroon color holds well throughout the year.



A. palmatum 'Red Dragon'   'Red Dragon' Japanese Maple
HT: 4' Zone: 5-7 GH: Cascading
An outstanding plant for areas where a delicate texture is desired to soften the landscape. Graceful slender branches cascade down showing off mounds of cutleaf red leaves. Will not lose color in summer.

A. palmatum 'Red Star'   'Red Star' Japanese Maple
HT: 3' Zone: 5-7 GH: Twiggy & bushy
A small leafed DWARF plant with red leaves. New growth comes out bright red! Striking against maroon colored older leaves.



A. palmatum 'Ryuzu'   'Ryuzu' Japanese Maple
HT: 4-5' Zone: 5-7 GH: Shrub
A DWARF compact tree that is usually no more than 4-5 in 10 years. Name means "Ornamental Dragon's Head". New growth is light pink with the margins often being brick red in color. Fall color is orange-red.


A. palmatum 'Sharps Dwarf Pygmy'   'Sharps Dwarf Pygmy' Japanese Maple
HT: 3-4' at maturity Zone: 5-7 GH: Low & Spreading
An outstanding DWARF green variety. Fall color is deep orange to scarlet. Excellent choice for a small garden, rock garden or container. It is a very dense plant with tiny leaves.



A. palmatum 'Shishigashira'   'Lion's Mane' Japanese Maple
HT: 6-8' Zone: 5-7 GH: Upright & vase shaped
Tiny leaves are tightly clustered and sometime curled. Slow growing. An excellent choice for small areas where some height is desired. Fall color is golden with crimson highlights. A very old clone.



A. palmatum dissectum 'Toyama Nishiki'   'Toyama Nishiki' Japanese Maple
HT: 5-6' Zone: 5-7 GH: Rounded
A dissectum with unusual leaf color and variegation. Purple-red to greenish red colors are splashed with pink and white variegation to varying degrees on each leaf. Color is best in partial shade.

AESCULUS (BUCKEYE)



A. palmatum 'Tsuma Beni'   'Tsuma Beni' Japanese Maple
HT: 3-4' at maturity Zone: 5-7 GH: Round bush
Spring leaf color is dramatic! Purplish margins compliment light green leaves. Color lasts into summer and the fades to a shiny green. Fall color is reddish. Slow growing. DWARF.




A. palmatum 'Villa Taranto'   'Villa Taranto' Japanese Maple
HT: 5-6' Zone: 5-7 GH: Upright & rounded
Found in Villa Taranto, Palaza, Italy. A strap leaf form. New growth is orange/crimson and later becomes green with reddish overtones.

A. shirasawanum 'Aureum'   'Golden Full Moon' Maple
HT: 8-10' Zone: 5-7 GH: Upright & layered
This plant has unusual yellow green leaves that almost glow. Fall color is a spectacular red/orange. Distinctive layering of branches give this plant a unique effect.

A. shirasawanum 'Autumn Moon'   'Autumn Moon' Maple
HT: 8-10' Zone: 5-7 GH: Upright & layered
Leaves are burnt orange in color with a pale green "undercoat". Excellent small accent tree. Tolerates heat well. Fall color is a rich red/orange. Full sun is best but will grow in partial shade, though the color will vary. Can be pruned and kept at a smaller size.

AESCULUS (Buckeye)

A. pavia   Red Buckeye
HT: 8' Spread: 6' Zone: 3-7 GH: Upright shrub
Native to Ohio. Bright red flowers appear in mid May and stand upright on sturdy stalks. Humming birds love the red color and tubular shape flowers! Leaves are dark green and may scorch and drop hot summers. Buckeye nut production can range from just a handful to a small bucket.



A. parviflora    Bottle Brush Buckeye
HT: 10' Spread: 6-8' Zone: 3-7 GH: Bushy shrub
Large white blooms stand upright and resemble old fashion baby bottles. Attracts hummingbirds and humming bird moths. Grows and blooms well in deep shade to full sun. Can be pruned and kept at a smaller size. Few Buckeye nuts are produced.







Japanese Maples will grow in full sun to partial shade conditions. Generally, red leafed Japanese Maples have the best color in full sun, while variegated Japanese Maples do better in partial shade.



CHAMAECYPARIS



CHAMAECYPARIS



Cham. obtusa 'Coraliformis Nana'   Contorted Chamaecyparis
HT: 10-12' Zone: 4-7 GH: Pyramidal
The twisted flat branches of this Cham. Make it a garden curiosity! Excellent choice for tough situations.


Cham. obtusa 'Magnifica'   'Magnifica' Chamaecyparis
HT: 8-10' Zone: 4-7 GH: Pyramidal
Lime green sprays of foliage. Very hardy. Use alone as a specimen or in small groups.


Cham. obtusa 'Nana'   Dwarf False Hinoki Cypress
HT: 3' Zone: 4-7 GH: Pyramidal
A favorite among gardeners! It is very slow growing and has deep rich green foliage. The foliage is so dense that the branches are seldom seen. A smart choice for rock gardens, small areas or confined areas!


Cham. obtusa 'Nana Gracilis'   False Hinoki Cypress
HT: 4-5' Zone: 5-7 GH: Pyramidal
Widely used in the industry, this is a compact plant has dark green twisted foliage. Small round plants become loose, upright and pyramidal shape with maturity. DWARF.


Cham. obtusa 'Rigid Dwarf'   'Rigid Dwarf' Cypress
HT: 5' Zone: 5-7 GH: Pyramidal
Dark green sprays of "cup" shaped foliage that are fun to touch. Grows 4-8" per year. Excellent choice for small areas.

Cham. obtusa 'Split Rock'   'Split Rock' Chamaecyparis
HT: 3-4' Zone: 5-7 GH: Dense pyramidal
Terrific blue green color! Foliage changes texture as plant matures from awl (Juniper like) to flat sprays. Grows 3-6" per year.



Cham. pisifera 'Snow'  'Snow' Chamaecyparis
HT: 2-3' Spread: 2-3' Zone: 5-7 GH: Spreading
New growth on tips is pure white in spring. Foliage appears to be coarse but actually is very soft. Beautiful feathery texture!



 Kousa and Kousa Dogwood hybrids adapt well to clay soils and will grow well in full sun to partial shade conditions. Unlike the American Dogwoods, this group of plants have no known serious pests or diseases to date.

Cham. pisifera filifera 'Aurea Nana'  'Aurea Nana'
HT: 2' Spread: 3' Zone: 5-7
Intense yellow "rope" like foliage adds instant color! A DWARF form of the popular 'Gold Mops'. Very tough and durable. Great foundation plant.

Cham. pisifera 'Gold Spangle'  'Gold Spangle' Chamaecyparis
HT: 8-10' Zone: 5-7
A sport of 'Gold Mops' only this is an upright pyramid. Yellow foliage is arranged in dense flat sprays. Grows 8-12" per year.



CHIONANTHUS (Fringetree)

Chionanthus retusus   Chinese Fringetree
HT: 20' Zone: 5-7 GH: Upright
There appears to be a northern and a southern form, we only grow the northern form. A small tree with glossy dark green leaves. Fragrant panicles are upright above the foliage in late May to early June. Mature bark is brown and shredded. Fall color is yellow.

Chionanthus virginiana   American Fringetree
HT: 10' at maturity Zone: 3-7 GH: large shrub/small tree
Fragrant white blooms hang down from branches just as the leaves are emerging. Blooms mid to late May. Blooms are very delicate and "fringe" like in appearance. One of Thomas Jefferson's favorite plants. Can be grown single or multistem. Can be pruned and kept at a smaller size. Yellow fall color.



CORNUS (Dogwood)


Cornus officinalis   Japanese Cornelian Cherry Dogwood
HT: 15-20' Zone: 4-7 GH: Upright & rounded
Similar to the European Cornelian Cherry Dogwood, except that this plant has more clusters of yellow flowers and better exfoliating bark. Edible red fruit. As it matures, it becomes as tall as it is broad.



Cornus mas   European Cornelian Cherry Dogwood
HT: 15-20' Zone: 4-7 GH: Upright & rounded
Clusters of bright yellow flowers in mid April. Bark exfoliates with age. Edible bright red berries. Can be grown single or multistem. As it matures, it becomes as tall as it is broad.







FAGUS (BEECH)



Cornus mas 'Variegata' Variegated European Cornelian Cherry Dogwood
 HT: 15-20' Zone: 4-7   GH: Upright & rounded
 Has all of the same characteristics of Cornus mas except that leaves are variegated
 variegated--white margins with a green center. Does best in partial shade.



Cornus Kousa Kousa Dogwood
 HT: 15-20' Zone: 4-7   GH: Upright
 Bright white blooms on dark green leaves is the main attribute of Kousa
 Dogwoods. Easy to grow. Reddish fall color.

Cornus x Kousa 'All Summer' 'All Summer' Kousa Dogwood
 HT: 15-20' Zone: 4-7   GH: Upright
 Bloom sporadically throughout the summer, hence the name. White bloom
 color. A small to medium tree.


Cornus x Kousa 'Beni Fuji' 'Beni Fuji' Kousa Dogwood
 HT: 25-30' in 15 years Zone: 4-7   GH: Upright
 A Kousa with a red bloom in late May. Bloom color starts out greensih white and
 then begins to color up. New foliage has a reddish color in spring and the fall color
 is red-orange. Disease and pest resistant.

Cornus x Kousa 'Gold Star' 'Gold Star' Kousa Dogwood
 HT: 15-20' Zone: 4-7   GH: Upright
 Striking yellow mid ribs with green margins. White blooms are eye catching
 against the variegated foliage. A great choice for close to the house.



Cornus x Kousa 'National' 'National' Kousa Dogwood
 HT: 15-20' Zone: 4-7   GH: Upright
 Best known for is larger white blooms--larger than any other Kousa. A
 prolific bloomer, this tree is a stand out in any landscape!



Cornus x Kousa 'Samaritan' 'Smamaitan' Kousa Dogwood
 HT: 15' Zone: 4-7   GH: Upright
 Samaritan' is similar to 'Wolfeye' in variegation--wavy white margins with a
 green center. Fall color is rosey-pink. It is a more vigorous grower than 'Wolfeye'.

Cornus x Kousa 'Satomi' 'Satomi' Kousa Dogwood
 HT: 15-20' Zone: 4-7   GH: Upright
 A pink blooming Dogwood that is similar to 'Beni Fuji' in all other characteristics.



 Kousa Dogwoods bloom late May to early June. Small in stature, they
 are an excellent choice for close to the house, deck or patio area.



Cornus x Kousa 'Stellar Pink' 'Stellar Pink' Kousa Dogwood
 HT: 15-25' in 15 years Zone: 4-7   GH: Upright
 Beautiful pink blooms in late May, but newly transplanted trees may take a
 while to develop pink color.



Cornus x Kousa 'Wolfeye' 'Wolfeye' Kousa Dogwood
 HT: 15-20' Zone: 4-7   GH: Upright
 An attractive plant with wavy white margins and green leaf centers. Star shaped
 white flowers. Resists scorching. Adapts well to clay soil. No pests or diseases.



Cornus x Kousa Chinesis 'Variegated Elizabeth Lust Garden Weeping'
 'Variegated Elizabeth Lust Garden Weeping' Kousa Dogwood
 HT: Stake Zone: 4-7   GH: Weeping
 A variegated form of weeping Kousa Dogwood. White margins with a green
 mid rib. White blooms in June.

FAGUS (Beech)

F. grandiflora 'Cameron' 'Cameron' Beech
 HT: 4' Spread: 20' Zone: 3-7   GH: Broad & weeping
 Found in Columbus, Ohio this plant has a weeping habit with very strong
 lateral branches. Very short in stature, but very broad, so give it plenty of
 room to spread.

F. grandiflora 'Diamond Bark' 'Diamond Bark' Beech
 HT: 20' Zone: 3-7   GH: Upright & oval
 Discovered at Ferncliff Cemetary in Springfield, Ohio. Rugous bark in a dia-
 mond pattern set this plant apart from other Beeches. It is unknown exactly
 when the bark characteristics appeared and if they are stable. The plant is
 currently in the process of being propagated. The original tree was damaged
 during the winds of hurricane Ike in September 2008--half of the tree split.

F. sylvatica 'Ansoergei' 'Ansoergei' Beech
 HT: 20-30' Zone: 3-7   GH: Pyramidal
 A unique cutleaf Beech with long "ribbon" like leaves measuring 1/2" wide
 and 6" long. Leaf color is a deep maroon/purple. Very slow growing, only 3"
 per year.

F. sylvatica 'Asplenifolia' 'Asplenifolia' Beech
 HT: 20-30' Zone: 3-7   GH: Upright & oval
 A green cutleaf Beech with a typical European growth habit. Leaves are
 wider than 'Mercedes'.

FAGUS (BEECH)

F. sylvatica 'Aurea Pendula'

HT: Stake Zone: 3-7



Weeping Yellow Beech

GH: Prostrate

Pure yellow leaves are the outstanding characteristic of this plant. Best in partial shade to prevent scorching. It will grow completely prostrate unless it is staked.

F. sylvatica 'Cristata'

HT: 20-30' Zone: 3-7



'Cristata' Beech

GH: Upright & oval

A unique form of cutleaf English Beech. Sometimes called 'Curled Leaf' Beech because the new growths "unfurl" in tight clusters of dark green leaves.

F. sylvatica 'Mercedes'

HT: 10' in 20+ years Zone: 3-7



'Mercedes' Beech

GH: Shrub like

Considered to be one of the most cutleaf forms. Green narrow leaves similar to 'Ansorgei' only this plant is more shrub-like with numerous small twigs. Slow growing.

F. sylvatica 'Rotundifolia'

HT: 20-30' Zone: 3-7



Roundleaf European Beech

GH: Broad & oval

Small rounded leaves measure about the size of a dime. Leaf color is dark green. A beautiful plant!

F. sylvatica 'Purple Fountain'

HT: 30' Zone: 3-7



'Purple Fountain' Weeping European Beech

GH: Upright & weeping

Deep purple thick leaves hang from long cascading branches. It has a more well defined central leader from which the branches weep. A beautiful specimen plant in the landscape.

F. sylvatica 'Tricolor' aka 'Roseomarginata'

HT: 40' in 25 years Zone: 3-7



'Tricolor' Beech

GH: Upright & broad

A majestic tree known for its leaf color of pink, cream, maroon and green. Color intensity varies with temperature--prefers light shade. In high temperatures, color will fade to deep maroon-green. May scorch the first few years it is planted. We have one planted in our deck, close to the house!

F. sylvatica 'Tortulosa'

HT: 8' Spread: 6-8' Zone: 3-7



Contorted European Beech

GH: Upright & broad

Branches twist and turn for an unusual winter effect. It tends to be wider than it is tall, so give it room to spread in the landscape. Excellent winter effect!

GINKGO (GINKGO)

F. sylvatica 'Tortulosa Purpurea'

HT: 8'-10' Spread: 6-8' Zone: 3-7



Contorted European Purple Beech

GH: Upright & broad

Same as contorted Beech only with purple/maroon leaves.

F. sylvatica 'Pendula'

HT: 20' Zone: 3-7



Weeping European Beech

GH: Upright & weeping

Sturdy smooth gray branches weep to the ground. Dark green leaves. A statuesque plant in time--very distinctive silhouette!

GINKGO (Ginkgo)

Ginkgo biloba 'Autumn Gold'

HT: 50-70' in 30 years Zone: 3-7



'Autumn Gold' Ginkgo

GH: Upright & oval

Matures into a nice shade tree in 10-15 years. Outstanding fall color! Grows 12-24" per year.

G. biloba 'Chi Chi'

HT: 8-10' at maturity Zone: 3-7



'Chi Chi' Ginkgo

GH: Upright

An upright DWARF tree. Fall color is yellow. Leaves are regular sized. An excellent choice for small areas, near houses, decks or buildings.

Gi. biloba 'Everton'

HT: 3' Spread: 3' Zone: 3-7



'Everton' Ginkgo

GH: Round ball

A witch's broom from Germany. Regular sized leaves on a round DWARF tree.

G. biloba 'Jehoshaphat'

HT: 4' Spread: 4' Zone: 3-7

'Jehoshaphat' Ginkgo

GH: Upright & irregular

A DWARF irregular upright form of Ginkgo with regular sized leaves.

G. biloba 'Magyar'

HT: 10-12' Zone: 3-7



'Magyar' Ginkgo

GH: Upright & pyramidal

An upright pyramidal shape tree--more fastigiate than 'Autumn Gold', especially when young, but grows a bit faster than 'Autumn Gold'. Good street tree.

G. biloba 'Majestic Butterfly'

HT: 12-15' Zone: 3-7



'Majestic Butterfly' Ginkgo



GH: Upright



Absolutely beautiful!!! The fan shaped leaf is split and resembles a butterfly's wings. This is a variegated form of 'Jade Butterfly'. Growth rate is slower. Full sun is best for color. Difficult to find in the trade. The grafted male forms, so there is no messy fruit. No known pests.





We grow only the male form of Ginkgos, so there is no messy fruit. Fan shaped leaves turn yellow in fall and all drop within 3-5 days.



GINKGO



Ginkgo biloba 'Munchkin'   'Munchkin' Ginkgo
HT: 2' Spread: 3' Zone: 3-7 GH: Shrub
A DWARF form of the Ginkgo tree with dime sized leaves. A sturdy little shrub that is wider than it is tall. Very slow growing, only 2-4" per year. A good companion plant to dwarf conifers and perennials.

G. biloba 'Spring Grove'   'Spring Grove' Ginkgo
HT: 3' Spread: 5' Zone: 3-7 GH: Round, flat globe
A DWARF globe plant that was found as a witch's broom. A good companion plant to dwarf conifers and perennials.



G. biloba 'Stupka Broom'   'Stupka Broom' Ginkgo
HT: 4' Spread: 4' Zone: 3-7 GH: Round
A tiny round ball with regular sized leaves. A good companion plant to dwarf conifers and perennials.

G. biloba 'Thelma'   'Thelma' Ginkgo
HT: 5' Spread: 7' Zone: 3-7 GH: Upright & broad
Thelma' is another in a series of small witch's brooms. It is best know for its shape--an upright broad shrub. A good choice for small areas where some height is needed.



G. biloba 'Troll'   'Troll' Ginkgo
HT: 3' Spread: 3' Zone: 3-7 GH: Round
A little round ball with regular sized leaves. Slow growing. A good companion plant to dwarf conifers and perennials.



G. biloba 'Variegata'   'Variegata' Ginkgo
HT: 10' Zone: 3-7 GH: Upright
Irregular patterns of yellow and green variegation on the leaves. Entire branches may be green, yellow or mixed. The degree of varigation may vary from year to year as well as which branches are variegated. Variegation may not be stable. Full sun is best for color.



HAMAMELIS (Witch Hazel)



Hamamelis x intermedia 'Aprodite'   'Aprodite' Witch Hazel
HT: 5' Spread: 4-5' Zone: 3-7 GH: Spreading
Crimped orange-red colored flowers with red-purple calyx. Overall color is burnt orange. Faint scent. Flowers late. Nice lateral spreading habit with age. Fall color is red-orange.



HAMAMELIS (WITCH HAZEL)

Ham. x intermedia 'Arnold Promise'   'Arnold Promise' Witch Hazel
HT: 8-12' Zone: 3-7 GH: Rounded
Bright yellow flowers and fragrant flowers. Fall color is yellow-orange. We've had one in our front yard for years and have kept is pruned to about 6-8'. A prolific bloomer and great fall color on the north side of the house!



Ham. x intermedia 'Barmstedt Gold'   'Barmstedt Gold' Witch Hazel
HT: 5' Spread: 5' Zone: 3-7 GH: Rounded
Crimped yellow-orange flowers with a red-purple calyx. Overall color is golden yellow. Medium strenght scent. Flowers mid to late winter. Fall color is orange-yellow.

Ham. x intermedia 'Carmine Red'   'Carmine Red' Witch Hazel
HT: 4' Spread: 4-6 Zone: 3-7 GH: Upright and sprawling
Overall color is a dull red. Red flwoers fade to a dull bronze. Faint sweet scent. Mid winter blooms. Vigorous grower with sprawling branches. Fall color is red-orange.

Ham. x intermedia 'Diane'   'Diane' Witch Hazel
HT: 8-12' Zone: 3-7 GH: Rounded bush
Bright red flowers in late winter to early spring that are slightly fragrant. Fall color is orange to red.


Ham. x intermedia 'Feuerzauber'   'Firecracker' Witch Hazel
HT: 6' Spread: 6' Zone: 3-7 GH: Rounded
Sweetly scented coppery-red flowers in mid to late winter. Fall color is orange-red. Growth habit is vase shaped when young becoming more rounded with age.

Ham. x intermedia 'Hiltingbury'   'Hiltingbury' Witch Hazel
HT: 6' Spread: 6' Zone: 3-7 GH: Rounded bush
Flowers are a crimped pale coppery-red color that make the overall color red. A sweetly scented Witch Hazel. Mid to late season blooms.

Ham. x intermedia 'Jelena'   'Jelena' Witch Hazel
HT: 8-12' Zone: 3-7 GH: Upright and horizontal
Crimped orange colored flowers are fragrant. Fall color is orange-red and is consistantly good.



HAMAMELIS (WITCH HAZEL)



Ham. x intermedia 'Lansing'   'Lansing' Witch Hazel
HT: 6' Spread: 6' Zone: 3-7 GH: Rounded bush
Overall color is a deep coppery red. The scent is faint. Blooms mid winter.
Fall color is orange-red.



Ham. x intermedia 'Limelight'   'Limelight' Witch Hazel
HT: 5' Spread: 5' Zone: 3-7 GH: Rounded bush
Pale yellow crimped flowers in late winter. No scent. A moderately vigor-
ous grower. Fall color is yellow-orange.



Ham. x intermedia 'Moonlight'   'Moonlight' Witch Hazel
HT: 6' Spread: 6' Zone: 3-7 GH: Rounded bush
Pale sulfur colored flowers in mid winter that are sweetly scented. Fall color
is yellow-orange.

Ham. x intermedia 'Orange Beauty'   'Orange Beauty' Witch Hazel
HT: 6-8' Zone: 3-7 GH: Rounded
Slightly twisted flowers are yellow-orange with a dark purple-red calyx. The
overall effect is a strong orange. Fall color is yellow orange. Growth habit
is vase shape when young.

Ham. x intermedia 'Pallida'   'Pallida' Witch Hazel
HT: 6' Spread: 5' Zone: 3-7 GH: Rounded bush
Good sulfur colored yellow flowers in mid to late winter. The scent is strong
and sweet! It is a little taller than it is wide. Yellow fall color.

Ham. x intermedia 'Primavera'   'Primavera' Witch Hazel
HT: 6' Spread: 6' Zone: 3-7 GH: Rounded bush
Clear bright yellow flowers in mid to late winter. Lightly scented. Yellow
fall color



Ham. x intermedia 'Ruby Glow'   'Ruby Glow' Witch Hazel
HT: 6-8' Zone: 3-7 GH: Rounded
Slightly curled and crimped red flowers are lightly fragrant. Blooms in
mid to late winter. The calyx is red-purple with the overall color effect
being a dull red. Fall color is purple red. Vase shaped when young.


Ham. x intermedia 'Strawberries and Cream'   'Strawberries and Cream' Witch Hazel
HT: 8' Spread: 8' Zone: 3-7 GH: Rounded bush
Overall color is pale yellow and red bicolor flowers. Scent is faint. Blooms
mid winter. A vigorous grower.





As a group the Witch Hazels are known for their winter blooms,
scent and fall color. They do best in full sun but will also do well in partial
shade. They adapt to a wide variety of soils and the leaves are deer resis-
tant. All are upright and vase shaped when young, then spread with age.

LARIX (LARCH)


Larix decidua 'Pendula'   Weeping Larch
HT: Stake Zone: 3-6 GH: Weeping
One of our favorite plants, it is the weeping form of European Larch. Strongly
pendulous branching habit. Light green, soft foliage is deciduous. Becomes
very dense with age. Fall color is copper red-brown. Winter effect is striking!

Larix eurolepis 'Varied Directions'  'Varied Directions' Weeping Larch
HT: Stake Zone: 3-6 GH: Weeping
A larger form of Weeping Larch. Branching habit is random and weeping.
Limbs arch gracefully down and spread in all directions--more open than
Weeping Larch. Fall color is copper red-brown. Deciduous.

Larix kaempferi 'Diana'  'Diana' Japanese Larch
HT: 8-10' Zone: 3-6 GH: Upright, twisted & spreading
Diana' is the contorted form of Japanese Larch. Branches twist and turn to
give the plant an interesting effect with and without needles. GH is similar
to Harry Lauder's Walking Stick. Deciduous. Fall color is copper red-brown.

Larix kaempferi 'Wolterdingen'  'Wolterdingen' Japanese Larch
HT: 18" Spread 2 1/2' Zone: 3-6 GH: Round
A DWARF round form of Japanese Larch. Found in Germany. Very slow
growing, only 2" per year. Nice, soft green foliage. Fall color is copper red-
brown.

LIQUIDAMBAR (Sweet Gum)

Liquidambar 'Silver King'  'Silver King' Sweet Gum'
HT: 8-10' Zone: 4-8 GH: Upright
White margins surround a green center on this variegated form of Sweet
Gum. Somewhat slow growing. Unlike straight Sweet Gums, fruit production
is sparse. Will tolerate somewhat moist and somewhat dry soils. Fall color is pink,
purple and orange. Habit becomes rounded with age.



Larches are easy to grow if properly established. They prefer a rich,
organic soil that is moist but not wet. They do not like to be "bone" dry. Winter
branching effect is very attractive!

MAGNOLIA

Magnolia x 'Alexandrina'

HT: 25-30' at maturity Zone: 4-7



'Alexandrina' Magnolia

GH: Upright & rounded

Large pink bloom can't help but be a "show stopper"! Blooms 7-10 days later than Saucer Magnolia. Almost always grown as a multistem plant.

Magnolia x 'Blushing Belle'

HT: 30' in 1 Zone: 4-7



'Blushing Belle' Magnolia

GH: Upright & oval

Very similar characteristics to 'Day Break' the difference being that the flower more tulip shaped and a deeper pink. Late spring bloom times usually misses the threat of frost.

Magnolia x 'Butterflies'

HT: 8-10' Zone: 4-7



'Butterflies' Magnolia

GH: Rounded oval

Fragrant yellow blooms in mid May. Very, very hardy. Plant 15' away from house or building.

Magnolia x 'Day Break'

HT: 30' in 12 years Zone: 4-7



'Day Break' Magnolia

GH: Upright & oval

'Day Break' is considered one of the best and largest pink colored Magnolias. Blooms can be 8-10" across. Petals remain fairly upright. Bloom time is late spring usually after the threat of frost.

Magnolia x 'Doc. Merrill'

HT: 15-20' at maturity Zone: 4-7



'Doc. Merrill' Magnolia

GH: Upright

Frilly white blooms in mid to late April. An improved variety of 'Star' Magnolia. Usually grown multistem. Good choice for close to house or deck.

Magnolia x 'Ellen'

HT: 20-25' at maturity Zone: 4-7



'Ellen' Magnolia

GH: Upright & rounded

Foliage is irregularly variegated with yellow splashes of color. Bright yellow blooms in May. Grows 8-10" per year. Will not grow in wet or shaded areas.

Magnolia x 'Golden Lantern'

HT: 30-40' at maturity Zone: 4-7



'Golden Lantern' Magnolia

GH: Upright & oval

A pale yellow color in a tulip shaped bloom. Blooms in late spring. Grows 18-24" per year.

Magnolia x 'Hot Flash'

HT: 30-35' at maturity Zone: 4-7



'Hot Flash' Magnolia

GH: Upright

Best known for its deep yellow colored blooms-the deepest of all of the yellow Magnolias! Tulip shaped blooms. Later bloom time usually misses spring frosts. Fast growing.

Magnolia x 'Jane'

HT: 18-25' at maturity Zone: 4-7



'Jane' Magnolia

GH: Upright & rounded

Deep lavender/purple blooms. Growth rate is about 12" per year. Mostly grown as a multistem plant. Beautiful color!

Magnolia x 'Leonard Messel'

HT: 20-25' at maturity Zone: 4-7



'Leonard Messel' Magnolia

GH: Upright

Bright frilly pink blooms similar to 'Doc. Merrill' only in different color. Improved variety of 'Star' Magnolia. Sturdy green foliage holds up well until fall. Usually grown multistem. Grows 12-18" per year.

Magnolia x 'Solar Flair'

HT: 30' at maturity Zone: 4-7



'Solar Flair' Magnolia

GH: Upright & oval

'Solar Flair' has an intermediate yellow color bloom between 'Golden Lantern' and 'Hot Flash'. Blooms in between those two as well. Tulip shaped blooms.

Magnolia x 'Sunburst'

HT: 30' at maturity Zone: 4-7



'Sunburst' Magnolia

GH: Upright

Deep canary yellow flowers. Good reliable bloomer. Flower shape is similar to 'Star' Magnolia. Grows fairly fast.

Magnolia x 'Sunspire'

HT: 25-30' Spread: 6' at maturity Zone: 4-7



'Sunspire' Magnolia

GH: Fastigate

Deep yellow blooms in late spring. Grows 18-24" per year. Clean, dark foliage. Selected for its habit. Good street tree or in narrow areas.

Magnolia x 'Sunsation'

HT: 25-30' at maturity Zone: 4-7



'Sunsation' Magnolia

GH: Upright & rounded

Similar to 'Sunburst' Magnolia. Nice dark green leaves. Habit is upright when young, becoming rounded with age.

Magnolia sieboldii

HT: 20' at maturity Zone: 4-7



Sieboldi Magnolia

GH: Upright & oval

An creamy "egg" shaped bud that opens to reveal a red calyx. Musk scented. Bloom time is in mid summer. Leathery leaf. Grows 12" per year.



Magnolias are very tough plants and are very adaptable.

Best known for their bloom colors of white, pink, purple and yellow.

Foliage is leathery and tough. No serious pests.

MAGNOLIA (MAGNOLIA)

Magnolia sieboldii 'Collosus'

HT: 20' at maturity Zone: 4-7



'Collosus' Sieboldi Magnolia

GH: Upright & oval

A form of Sieboldi Magnolia that is larger than the straight species. Creamy "egg" shaped blooms have a red clay and often measure 2" in size. Mid summer bloom time. Leathery leaf. Grows 12" per year. Musk scented.

Magnolia virginiana 'Ned's Northern Belle'

HT: 15-25' in 20 years Zone: 4-7



'Ned's Northern Belle' Sweet Bay Magnolia

GH: Upright

Small white flowers are very fragrant! Blooming starts in May and then sporadically throughout the summer. Seed pods turn bright red and attract birds. This variety is evergreen in most years.

METASEQUOIA (DAWN REDWOOD)

Metasequoia glyptostrobodes

HT: 75-100' at maturity Zone: 4-7



Dawn Redwood

GH: Pyramidal

A deciduous conifer that was once thought to be extinct. Fast growth, feathery texture needles. A beautiful specimen!

Metasequoia glyptostrobodes 'Gold Rush' or 'Ogon'

HT: 75-100' at maturity Zone: 4-7



'Gold Rush' or 'Ogon' Dawn Redwood

GH: Pyramidal

Beautiful yellow color on a Dawn Redwood. Needles are more pale yellow to green towards the trunk. Striking contrast! Fall color is copper. Deciduous conifer. Can grow 2-3' per year once it is established.

Metasequoia glyptostrobodes 'Miss Grace'

HT: 8' Spread: 3' in 10 years if staked Zone: 4-7



'Miss Grace' Dawn Redwood

GH: Weeping

A marvelous new weeping form! Much smaller and slower growing than "regular" Dawn Redwood. A beautiful specimen in any landscape!

Metasequoia glyptostrobodes 'Matthaei' or 'Headhunter'

HT: 4' Spread: 4' Zone: 4-7



'Matthaei' or 'Headhunter' Dawn Redwood

GH: Globe

Found at the 'Matthaei' Collection, it is a witch's broom. Known for its off bronze-green color and small size.

PICEA (SPRUCE)

PICEA (SPRUCE)

Picea abies (Norway Spruce)

Picea abies 'Acorona Pusch'

HT: 18" Spread: 18" Zone: 3-6



'Acorona Pusch' Norway Spruce

GH: Round ball

A DWARF selection of 'Acorona' Norway Spruce. Every terminal bud has a mini cone on it. Very tight. Use in rock gardens and with perennials.

P. abies 'Cupressiana'

HT: 8' Spread: 3' Zone: 3-6



'Cupressiana' Norway Spruce

GH: Fastigate

A columnar upright form of Norway Spruce. Very tight. Use as a screen or in areas where height is needed but width is limited.

P. abies 'Glauca Pendula'

HT: 6' Spread: 6' Zone: 3-6



Weeping Norway Spruce

GH: Upright & weeping

New growth is dark greenish blue, this is the most blue form of Weeping Norway. Needles are stiff.

P. abies 'Hillside Upright'

HT: 3' Zone: 3-6



'Hillside Upright' Norway Spruce

GH: Upright & narrow

DWARF, narrow upright form with thick main leaders and stiff upright branches. Dark green needles. Lots of buds.

P. abies 'Maxwell'

HT: 3' Spread: 3' Zone: 3-6



'Maxwell' Norway Spruce

GH: Round ball

Spikey dark green foilage on a DWARF globe. Use in a rock garden or in groups as a foundation planting.

P. abies 'Mucronata'

HT: 4' Spread: 3' Zone: 3-6



'Mucronata' Norway Spruce

GH: Tight pyramid

A DWARF dark green pyramid. Use in a rock garden or in groups as a foundation planting.

P. abies 'Pendula'

HT: 6' Spread: 6' Zone: 3-6



Weeping Norway Spruce

GH: Weeping

Dark green needles accentuate the graceful pendulous branching habit. A dense weeper with few open areas. Stake for upright growth. Nice cones.

P. abies 'Perry's Gold'

HT: 4' Zone: 3-6





'Perry's Gold' Norway Spruce

GH: Conical

New growth is bright yellow turning to green in the summer. Slow growing, only 2" per year. DWARF. A wonderful accent plant in the landscape.

PICEA (SPRUCE)



P. abies 'Virgata' Snake Bark Norway Spruce
HT: 12-15' Zone: 3-6  GH: Upright & weeping
A fast growing plant with long stems and few side branches. Grows 3' per year. Side branches weep down. Very sparse appearance.

P. abies 'Wingles Weeping' 'Wingles Weeping' Norway Spruce
HT: 3' Spread: 7-6' Zone: 3-6  GH: Weeping
Bright green color. Strong weeping habit. Must be staked or will crawl like a mat on top of ground. Branches are numerous and dense. Height listed is if the plant is unstaked.

BICOLOR SPRUCE

Picea bicolor 'Howell's Tiger Tail' 'Howell's Tiger Tail' Bicolor Spruce
HT: 4' Spread: 6' Zone: 4-7  GH: Flattened globe
Needles turn slightly upward revealing nice blue-green colors. Very attractive in the landscape!


ENGELMAN SPRUCE

Picea engelmannii 'Bush's Lace' 'Bush's Lace' Engelman Spruce
HT: 8' Spread: 3' Zone: 4-7   GH: Weeping
Baby blue color is outstanding! It has a strong leader with very pendant side branches, so it is not very wide. Beautiful specimen!


YEZO SPRUCE

Picea jezoensis "?" Dwarf Yezo Spruce
HT: 4' Zone: 5-7  GH: Pyramidal
From Japan, a DWARF form of Japanese Spruce with short blue-green needles.


LIJIANG SPRUCE


Picea likiangensis 'Purpurea' Lijiang Spruce
HT: 8' Spread: 6' Zone: 5-7  GH: Strongly pyramidal
Bright purple cones stand upright on branches before turning brown and falling off. Off blue-green needle color.


PICEA OMORIKA (SERBIAN SPRUCE)


Picea omorika 'Berliner's Weeper' 'Berliner's Weeping' Serbian Spruce
HT: 8-10' Spread: 4-5' Zone: 3-6  GH: Weeping
Strong central leader with weeping side branches. Blue-green needles. Grows 12-18" per year. Nice specimen. Resembles a fountain.


P. omorika 'Nana' Dwarf Serbian Spruce
HT: 3' Spread: 3' Zone: 3-6  GH: Round ball
Used as a foundation plant in most landscapes. It can develop a central leader, which we cut off. Very dense. Blue green color.

P. omorika 'Pendula' Weeping Serbian Spruce
HT: 8' Spread: 4' Zone: 3-6  GH: Upright & weeping
An upright weeper with a central leader and pendant branches. Taller than it is wide. Use in areas where height is needed and space is limited.


P. omorika 'Pendula Brun's' 'Brun's Weeping' Serbian Spruce
HT: 8' Spread: 6' in 10 years Zone: 3-6  GH: Weeping
A nice fountain shape. Blue green foliage that drapes to the ground.


P. omorika 'Pimoko' 'Pimoko' Serbian Spruce
HT: 18" Spread: 18" Zone: 3-6  GH: Round ball
A MINIATURE globe used in rock gardens or in very small areas, much like St. Mary's Colorado Blue Spruce. Nice blue-green color. Very tight ball.

P. omorika 'Tijn' 'Tijn' Serbian Spruce
HT: 12" Spread: 12" Zone: 3-6  GH: Round ball
A bright gold yellow ball that holds its color throughout the year. Very slow growing, only 2" per year. Terrific accent plant! Very dense and tight.

P. omorika x *pungens* 'Troemner' 'Troemner' Hybrid Spruce
HT: 8-10' Spread: 8-10' Zone: 3-6  GH: Strong pyramidal
A cross between Serbian Spruce and 'Hoopsi' Colorado Spruce, it has intermediate characteristics of both. Grown for its striking color and form. Fast growing up to 18" per year. A wonderful plant!

PICEA ORIENTALIS (ORIENTAL SPRUCE)


Picea orientalis 'Barnes' 'Barnes' Dwarf Oriental Spruce
HT: 18" Spread: 2' Zone: 3-6  GH: Globe
A very DWARF form. Needles are dark green and tiny. Use in rock gardens, troughs, or as a foundation plant.

Picea orientalis 'Bergman's Gem' 'Bergman's Gem' Oriental Spruce
HT: 3' Spread: 3' Zone: 3-6  GH: Round ball
Nice dark green color. Grows about 3" per year. DWARF. Use in a rock garden or as a foundation plant. Very dense and tight.

PICEA (SPRUCE)


P. orientalis 'Gowdy'  'Gowdy' Oriental Spruce
HT: 6' Zone: 3-6 GH: Upright & pyramidal
A DWARF pyramidal spruce. Nice dark green color. Use as a specimen in landscape--can be used close to house.


P. orientalis 'Nana'  Dwarf Oriental Spruce
HT: 3' Zone: 3-6 GH: Pyramidal
A DWARF squatty pyramid. Used as a foundation plant. Nice dark color!

P. orientalis 'Shadow's Broom'  Shadow's Broom' Dwarf Globe Oriental Spruce
HT: 2' Spread: 3' Zone: 3-6 GH: Globe
Dark green tiny needles on a nice globe form. DWARF.

Picea orientalis 'Prostrata'  Prostrate Oriental Spruce
HT: 18" Spread: 3' Zone: 3-6 GH: Prostrate
A form of Oriental Spruce that crawls across the ground. Dark green needles.


P. orientalis 'Silver Seedling'  'Silver Seedling' Oriental Spruce
HT: 18" Spread: 3' Zone: 3-6 GH: Upright
Creamy white color over green colored needles. Slow growing, only 2-3" per year. Somewhat "bushy".


P. orientalis 'Skyland's'  'Skyland's' Oriental Spruce
HT: 3' Zone: 3-6 GH: Upright & conical
Bright yellow new growth. Older needles are predominately yellow with a hint of green. Slow growing only 4-6" per year. Rather sparse looking when young, it becomes dense and full. Central leader may be long and thin above rest of plant. Excellent specimen plant! Can be used close to house.


P. orientalis 'Silver Seedling'  'Silver Seedling' Oriental Spruce
HT: 2' Spread: 3' Zone: 3-6 GH: Pyramidal
New growth has creamy white foliage! Older foliage keeps some of the white overtones. Small, slow growing, plant.


PICEA PUNGENS (COLORADO BLUE SPRUCE)


Picea pungens 'Blue Knight'  'Blue Knight' Colorado Blue Spruce
HT: 8' Zone: 4-7 GH: Strongly pyramidal
Silver-blue cast to the needles. Beautiful plant!


P. pungens 'Brotz Blue'  'Brotzman Blue' Colorado Blue Spruce
HT: 4' Zone: 3-6 a.k.a. 'Ce Cheese Colorado Blue
GH: Squatty pyramid
A Tim Brotzman selection. New growth is bright yellow for about 2-3 weeks before fading to blue. The color contrast is striking!

P. pungens 'Dietz'  'Dietz' Prostrate Colorado Blue Spruce
HT: 12" Spread: 5' Zone: 3-6 GH: Mat-like
A prostrate form of Blue Spruce that crawls on top of the ground. Bright blue foliage. Use as an accent plant, on hillside or over rocks.


P. pungens 'Fastigiata'  Fastigate Colorado Blue Spruce
HT: 8'-10' Spread: 3' Zone: 3-6 GH: Fastigate
Colorful blue needles on an upright and narrow plant. Use as a screen, corners or where height is desired but space is limited. Perfect plant for a "living" fence!

P. pungens 'Foxtail'  'Foxtail' Colorado Blue Spruce
HT: 10' Zone: 3-6 GH: Irregular pyramid
Baby blue colored foliage. New growth tapers to a point near the tip, like a "fox tail" Grows about 8-10" per year.

P. pungens 'Glauca Globosa'  Dwarf Globe Colorado Blue Spruce
HT: 3' Spread: 4' Zone: 3-6 GH: Flattened globe
The most common of the DWARF Globe Blue Spruces. Good blue color all year long. Excellent foundation plant.


P. pungens 'Glauca Pendula'  Weeping Colorado Blue Spruce
HT: 4-5' Spread: 6' Zone: 3-6 GH: Weeping
Graceful limbs twist and weep, giving it a good visual effect. Makes a strong focal point in the landscape. It must be staked to develop a central leader, otherwise it will crawl on top of the ground. Beautiful color!


P. pungens 'Glauca Procumbens'  'Procumbens' Colorado Blue Spruce
HT: 3' Spread: 6' Zone: 3-6 GH: Prostrate
Crawls on top of the ground with occasional "wind swept" branches rising up.


P. pungens 'Golden Feathers'  'Golden Feathers' Colorado Blue Spruce
HT: 4' Zone: 3-6 GH: Squatty pyramid
A Tim Brotzman selection. New growth is bright yellow for about 2-3 weeks before fading to green. The color contrast is striking!


PICEA (SPRUCE)


P. pungens 'Hoopsii'  'Hoopsii' Colorado Blue Spruce
HT: 8' Zone: 3-6 GH: Pyramidal
Excellent blue color, slow growing. Use as a specimen or in groups.

P. pungens 'Mission Blue'  'Mission Blue' Colorado Blue Spruce
HT: 8' Zone: 3-6 GH: Upright & strongly pyramidal
Similar to 'Blue Knight' Colorado Blue Spruce in growth habit. Needle color is a pretty shade of blue. Use alone or in groups.


P. pungens 'Mrs. Cessarini'  'Mrs. Cessarini' Colorado Blue Spruce
HT: 2' Spread: 3' Zone: 3-6 GH: Globe
A DWARF green colored globe. Grows very slowly, only 2" per year. Use in rock gardens or as a foundation plant. Becomes slightly flattened on top.

P. pungens 'Spring Ghost'  'Spring Ghost' Colorado Blue Spruce
HT: 4' Zone: 3-6 GH: Squatty pyramid
New growth is white for about 2-3 weeks before fading to a light blue. Similar to 'Brotzman Blue'. The color contrast is striking!

P. pungens 'St. Mary's Broom'  'St. Mary's Broom' Colorado Blue Spruce
HT: 2' Spread: 3' Zone: 3-6 GH: Flattened globe
A DWARF blue globe. Grows very slowly, only 2" per year. Use in a rock garden or a foundation plant.


P. pungens 'Sunshine'  'Sunshine' Colorado Blue Spruce
HT: 4' Zone: 3-6 GH: Upright & pyramidal
The golden selection of Colorado Blue Spruce. New growth is mottled yellow. The remainder of the plant has a yellowish cast to it. Slow growing.


P. pungens 'The Blues' 'The Blues' Colorado Blue Spruce
HT: 8-10' Spread: 8' Zone: 3-6 GH: weeping
To date, the best weeping Blue Spruce we have seen. Branches are very pendant--true cascade form. It has to be staked for more height. Foliage is baby blue!

P. pungens 'Thompsonii'  'Thompson' Colorado Blue Spruce
HT: 8' Spread: 6' Zone: 3-6 GH: Pyramidal
We consider it to be one of the best blue colored Spruces! Always a standout in the landscape!




Lace Bark pines are best known for their dark green waxy needles and exfoliating bark. As plants mature, patches of grey, green and silver-white appear. Can be grown single or multistem. We limb ours up to show the bark--just stunning!

P. pungens 'Walnut Glen'  'Walnut Glen' Colorado Blue Spruce
HT: 4' Zone: 3-6 GH: Pyramidal
A DWARF Spruce that has a light tan and yellow cast over the blue needles! Striking appearance in the snow! Very slow growing, only 2-3" per year.

P. pungens 'Weirdo'  'Weirdo' Colorado Blue Spruce
HT: 2' Spread: 6' Zone: 3-6 GH: Prostrate
A green form that crawls across the ground. Occasionally, upright branches will rise up and then weep back down.


PICEA RUBENS (RED SPRUCE)

Picea rubens 'Pocono'  'Pocono' Red Spruce
HT: 2' Spread: 3' GH: Round ball
A TINY witch's broom. Dark green needles are tight and congested. Unique!


PINUS (PINES)


PINUS ALBICAULIS (WHITE BARK PINE)

Pinus albicaulis 'Nana'   Dwarf White Bark Pine
HT: 4-5' Zone: 4-6 GH: Upright
Blue green needles on a sparse, upright branched plant. Grows 4" per year.

P. albicaulis 'Noble's Dwarf'  'Noble's Dwarf' White Bark Pine
HT: 4-5' Zone: 4-6 GH: Pyramidal
A DWARF pyramid with corase blue-green needles. Grows about 4" per year. "Wind swept" and sparse in appearance.

PINUS BANKSIANA (JACK PINE)

Pinus banksiana 'Angel'  'Angel' Jack Pine
HT: 3' Zone: 3-7 GH: Upright & pyramidal
A DWARF form of Jack Pine. Needles are 3/8" long and grow in clusters, giving it a congested appearance. Needle color is Kelly green.

P. banksiana 'Chippewa'  'Chippewa' Jack Pine
HT: 18" Spread: 3-4' Zone: 3-7 GH: Prostrate
A very DWARF prostrate form of Jack Pine. Widely used for Bonsai and in troughs. Bright green colored needles. Very slow growing, only 2-4" per year.

P. banksiana 'Manomet' 'Manomet' Jack Pine
HT: 2' Zone: 3-7 GH: Globe
A DWARF form of Jack Pine with small green needles.

PINUS (PINES)

Pinus banksiana 'Sparky #1' 'Sparky #1' Jack Pine
HT: 3-4' Zone: 3-7 GH: Upright & pyramidal
A fun plant that is small and will work well into the landscape. Pyramidal shape will add some height.

P. banksiana 'Schoodic' 'Schoodic' Jack Pine
HT: 2' Spread: 4' in 20 years Zone: 3-7 GH: Prostrate
A DWARF spreading form of Jack Pine. It crawls along the ground like a mat. Very slow growing.

P. banksiana 'Uncle Fogey' 'Uncle Fogey' Jack Pine
HT: 6' Spread: 8' Zone: 3-7 GH: Weeping & contorted
This plant contorts and weeps--branches twist and sprawls in all directions. Use as a specimen plant. Very unusual!

P. banksiana 'Wisconsin' 'Wisconsin' Jack Pine
HT: GH: Round ball
A MINIATURE plant--the smallest of all of the Jack Pines. Very tough and hardy!

PINUS BUNGEANA (LACE BARK PINE)

Pinus bungeana 'Diamant' 'Diamant' Lace Bark Pine
HT: 18" Spread: 3' Zone: 3-7 GH: Flattened globe
Dark green waxy needles in a new shape.

P. bungeana 'Dwarf Fairway' 'Dwarf Fairway' Lace Bark Pine
HT: 4-5' Zone: 3-7 GH: Upright
Multiple trunks on DWARF form. Grows 4-6" per year.

P. bungeana 'Rowe' 'Rowe' Lace Bark Pine
HT: 6' Zone: 3-7 GH: Upright & dense
A dense compact form of Lace Bark Pine. Grows 6" per year.

P. bungeana 'Silver Ghost' 'Silver Ghost' Lace Bark Pine
HT: 8-10' Zone: 3-7 GH: Upright
Found at Dawes Arboretum in Newark, OH. Has the best bark exfoliation of all of the Lace Barks. Grey, green and silver-white patches. Grown single and multi-stem. Dark green needles. Grows 18" per year.

PINUS CEMBRA (SWISS STONE PINE)

Pinus cembra 'Chalet' 'Chalet' Swiss Stone Pine
HT: 4-5' Zone: 4-7 GH: Upright & columnar
Blue green needles on a narrow upright plant. Use in areas as a screen, accent or where height is desired but space is limited.

P. cembra 'Glauca Compacta' Dwarf Blue Swiss Stone Pine
HT: 5' Zone: 4-7 GH: Upright & pyramidal
Tight branching on this plant gives it a dense appearance. Blue green needle color.

P. cembra 'Silver Sheen' 'Silver Sheen' Swiss Stone Pine
HT: 4' Zone: 4-7 GH: Upright & pyramidal
Very blue needle color for a Swiss Stone Pine. Needles are slightly twisted.

PINUS CEMBRODIES (PINYON PINE)

Pinus cembrodies 'Edulus' 'Edulus' Pinyon' Pine
HT: 6-8' Zone: 3-7 GH: Pyramidal
Very dense Christmas tree shape. Dark green needles. Slower growing than other pines. Needles are long and stiff like Austrian Pine. Tight branching habit.

PINUS CONTORTA (LODGE POLE PINE)

Pinus contorta 'Chief Joseph' 'Chief Joseph' Lodge Pole Pine
HT: 2-3' Zone: 4-7 GH: Conical
DWARF selection of Lodge Pole Pine. Golden yellow color in the winter turns green again in the summer. A winter beauty in the snow!


P. contorta 'Spaan's Dwarf' 'Spaan's Dwarf' Lodge Pole Pine
HT: 18" Spread: 3' Zone: 4-7 GH: Rounded
A DWARF rounded form with tiny needles that are 1/2" in length. Natural Bonsai. Use in a rock garden or in the landscape.


P. contorta 'Taylor's Sunburst' Taylor's Sunburst' Lodge Pole Pine
HT: 8' Zone: 4-7 GH: Strong pyramid
New growth is golden yellow then turns dark green in summer. Medium rate of growth. Nice specimen.


PINUS DENSIFLORA (JAPANESE RED PINE)


Pinus densiflora 'Aurea' Golden Japanese Red Pine
HT: 5' Zone: 4-7 GH: Upright
Similar to 'Tanyosho' Jap. Red Pine except greenish tinted needles turn yellow in winter. Interesting red flakey bark. Develops a broad head with maturity.


PINUS (PINES)


P. densiflora 'Bregeon'  'Bregeon' Japanese Red Pine
HT: 2' Spread: 3' Zone: 4-7 GH: Tight globe
A DWARF plant that is a small, tight globe shape. Use in areas where space is limited.


P. densiflora 'Glitzer'  'Glitzer' Japanese Red Pine
HT: 5' Spread: 6' Zone: 4-7 GH: Weeping
An improved form of Weeping Japanese Red Pine. It has a more upright and sturdy branching habit. Very nice over rocks or by water.


P. densiflora 'Low Glow'  'Low Glow' Japanese Red Pine
HT: 3' Spread: 6' Zone: 4-7 GH: Low & mounded
A very dense, tight mounded plant. Dark green needles have a light green "glow" in the winter. It is said to "glow in the snow". Thought to be a cross between Red Pine and Japanese Black Pine.

P. densiflora 'Oculus Draconis'  'Dragon's Eye' Japanese Red Pine
HT: 15' in 20 years Zone: 4-7 GH: Irregular pyramid
Known best for its outstanding color! Yellow and green bands on the needles are the "eye of the dragon". Color is brightest in late summer through early spring. Adapts very well to windy sites. Becomes a broad with age. Prune candles to shape.


P. densiflora 'Ratta'  'Ratta' Japanese Red Pine
HT: 2' Spread: 2' Zone: 4-7 GH: Globe
A DWARF form of 'Tanyosho' Jap. Red Pine. Needles are lighter green. Tight, dense upright branches off the main trunk show flakey reddish bark. Grows 3-4" per year. Use as an accent plant in the landscape!


P. densiflora 'Stupka'  'Stupka' Japanese Red Pine
HT: 4-5' Zone: 4-7 GH: Irregular pyramid
An improved form of 'Dragon's Eye' Pine with an extra yellow band for even more color! Slow growing. Becomes broad with age.

P. densiflora 'Tanyosho' ('Umbraculifera')  'Tanyosho' Japanese Red Pine
HT: 5' Zone: 4-7 GH: Upright & broad
Also called "Table Top" pine because the top flattens with age. Dark green needles. Reddish flakey bark. Can be grown single or multistem. Excellent specimen plant.


P. densiflora 'Vibrant'  'Vibrant' Japanese Red Pine
HT: 3' Spread: 6' Zone: 4-7 GH: Mounded
Similar to 'Low Glow' Jap. Red Pine, but it is not a hybrid. Very tight and dense. Color is light green.

PINUS FLEXILIS (LIMBER PINE)


Pinus flexilis 'Cesarini'  'Cesarini' Limber Pine
HT: 8-10' Zone: 4-7 GH: Upright & narrow
Long powder blue needles on a columnar plant. Great choice for areas where height is needed, a softer texture is desired but space is limited.


P. flexilis 'Dwarf Form'  'Dwarf Form' Limber Pine
HT: 4' Zone: 4-7 GH: Pyramidal
A DWARF form of Limber Pine. Grey-green needles. Good foundation plant.


P. flexilis 'Glaucu Pendula'  Weeping Limber Pine
HT: 3' Spread: 6' Zone: 4-7 GH: Weeping
Blue-green needles on a weeping, prostrate plant. Nice specimen.


P. flexilis 'Temple'  'Temple' Limber Pine
HT: 10' Zone: 4-7 GH: Pyramidal
Smaller blue-green needles. Although it is an upright pyramid, it is not Christmas tree shape--it is "wind-swept". There is space between the branches.

PINUS KORAIENSIS (KOREAN PINE)


Pinus koraiensis 'Anna'  'Anna' Korean Pine
HT: 5' Zone: 4-7 GH: Upright & pyramidal
Long dark blue-green needles. Named after Chub Harper's late wife, Anna. Very tough.

P. koraiensis 'Morris Blue'  'Morris Blue' Korean Pine
HT: 5' Zone: 4-7 GH: Upright & pyramidal
Found in the Morris Arboretum. Very similar to 'Anna' Korean Pine only needle color has a little more green to it. Very tough. Very pretty.


P. koraiensis 'Rowe'  'Rowe' Korean Pine
HT: 3-4' Zone: 4-7 GH: Upright & pyramidal
A DWARF form of Korean Pine. Very rugged. Light, long green needles. Grows 4" per year.


P. koraiensis 'Silveray'  'Silveray' Korean Pine
HT: 10-12' Zone: 4-7 GH: Upright & pyramidal
Silver-blue long needles are the main characteristic of this plant. Somewhat faster growing than other Korean Firs. Nice specimen!


PINUS (PINES)


P. koraiensis 'Tabuliformis'  'Tabuliformis' Korean Pine
HT: 10-12' Zone: 4-7 GH: Upright & pyramidal
Long green needles. Fast growing. Cone have "wings" on them similar to pine-apples.

PINUS LEUCODERMIS (BOSNIAN PINE)



Pinus leucondermis 'Compact Gem'  'Compact Gem' Bosnian Pine
HT: 6' Zone: 4-7 GH: Pyramidal
DWARF form, very compact. Dark green long needles. Good fungal resistance.

P. leucondermis 'Green Bun'  'Green Bun' Bosnian Pine
HT: 3' in 15 years Zone: 4-7 GH: Pyramidal
DWARF. Unlike it's name, this is a pyramidal plant. Very slow growing. Tough.


P. leucondermis 'Green Globe'  'Green Globe' Bosnian Pine
HT: 3' Spread: 3' Zone: 4-7 GH: Globe
DWARF. True to its name, resembles a small ball. Good foundation plant.


Pinus leucondermis 'Schmidtii'  'Schmidtii' Bosnian Pine
HT: 3' Zone: 4-7 GH: Pyramidal
DWARF. Very slow growing, only about an 1" per year. Big brown buds. Very dense and compact plant. Nice accent.

PINUS MONTICOLA (WESTERN WHITE PINE)

Pinus monticola 'Rigsbys Weeping'   'Rigsbys Weeping' Western White Pine
HT: 5' Spread: 8' Zone: 5-7 GH: Weeping
A form similar to *Pinus strobus* 'Pendula' Gracefully weeps and branches laterally out. Blue-green needle. Grows 4" per year. Grows slower and branches more laterally than Eastern White Pine

PINUS MUGO (MUGO PINE)

Pinus mugo 'Carsten's Wintergold'  'Carsten's Wintergold' Mugo Pine
HT: 3' Spread: 5' Zone: 3-7 GH: Flattened globe
A DWARF plant. Golden winter colored needles turn lime green in summer. Good foundation plant.

P. mugo 'Dave's Dwarf'  'Dave's Dwarf' Mugo Pine
HT: 18" Spread: 2 1/2' Zone: 3-7 GH: Round globe
Dark green needles on this DWARF Mugo. Needle length is about 1". Good foundation or rock garden plant.



P. mugo 'Gnome'  'Gnome' Mugo P
HT: 3' Spread: 4' Zone: 3-7 GH: Flattened globe
Needle length is about 2". Dark green color. Good foundation plant.



PINUS NIGRA (AUSTRIAN PINE)



Pinus nigra 'Arnold's Sentinal'  'Arnold's Sentinal;' Austrian Pir
HT: 12' Spread: 3' Zone: 4-7 GH: Fastigate
An upright columnar form of Austrian Pine. Use as a specimen or in confined areas.



P. nigra 'Bambino'  'Bambino' Austrian
HT: 3' Spread: 3' Zone: 4-7 GH: Globe
A DWARF variety. Good choice as a foundation plant or in small areas. Very tough.


PINUS PARVIFLORA (JAPANESE WHITE PINE)


Pinus parviflora 'Adcock's Dwarf'   'Adcock's Dwarf' Japanese White Pir
HT: 3' Spread: 3' in 15 years Zone: 4-7 GH: Round
A DWARF compact form. Grows only 1-3" per year. Two tone needles have a slight twist. Most commonly used in rock gardens, troughs, and Bonsai. Best in full sun.

P. parviflora 'Ara Kawa'   'Ara Kawa' Japanese White Pine
HT: 4' Zone: 4-7 GH: Upright & wind swept
Name translates to "the warted one" after the characteristics of the mature bark. Slow growing. Used in Bonsai or in collections. Unusual "wind swept" habit.



P. parviflora 'Bergman'   'Bergman' Japanese White Pine
HT: 4-5' Zone: 4-7 GH: Upright & Bonsai like
Considered to be the best parviflora due to its intense blue green twisted needles. Grows 4-8" per year. Prune candles to shape. Use as a specimen anchor plant.

P. parviflora 'Bonnie Bergman'   'Bonnie Bergman' Japanese White Pine
HT: 4' Zone: 4-7 GH: Irregular pyramid
A DWARF compact form. Blue needles are 1 1/2" long. Nice accent plant



P. parviflora 'Dr. Landis'  'Dr. Landis' Japanese White Pine
HT: 3' Spread: 5' Zone: 4-7 GH: Upright & pyramidal
Similar to 'Goldilock's in shape. Slow growing. A bright yellow color!



P. parviflora 'Early Cones'  'Early Cones' Japanese White Pine
HT: 6-8' Zone: 4-7 GH: Pyramidal
As the name implies, this plant had many cones at a very early age. Irregular pyramidal shape. Nice blue-green foliage.



PINUS (PINES)



P. parviflora 'Fubuki Nishiki'   'Fubuki Nishiki' Japanese White Pine
HT: 4' Zone: 4-7 GH: Upright
A variegated variety of Jap. White Pine with yellow, white & greenish blue colored needles. Grows about 4" per year. New in trade. Height is estimated.

P. parviflora 'Fukai'   'Fukai' Japanese White Pine
HT: 4-5' Zone: 4-7 GH: Upright & irregular
Unusual variegation--green needles have yellow bands on them. Grows 8" per year. Nice accent plant.



P. parviflora 'Gimborn's Ideal'   'Gimborn's Ideal' Japanese White Pine
HT: 8-10' in 20 years Zone: 4-7 GH: Upright & irregular
Selected for its branching habit--all of the branches turn upwards. Nice blue-green foliage. Grows 8-10" per year--a little slower growing than 'Glauca'. Specimen.

P. parviflora 'Glauca'   'Glauca' Japanese White Pine
HT: 6-8' Zone: 4-7 GH: Pyramidal & irregular
Needles are twisted, cones appear at a young age. Grows in a "bonsai" like habit. Needles grow in clusters at the nodes. Light grey bark. Nice specimen plant!



P. parviflora 'Goldyllocks' or Goldilocks'   'Goldyllocks' or Goldilocks' Japanese White Pine
HT: 18" Zone: 4-7 GH: Upright & rounded
A bright yellow plant that adds instant color to the landscape. DWARF. Needles are dwarf as well. Grows 3-4" per year.



P. parviflora 'Hagarumo'   'Hagarumo' Japanese White Pine
HT: 18" Spread: 3' Zone: 4-7 GH: Round
Tiny needles--only 1/4" long. Slow growing. Most commonly used in troughs, rock gardens and Bonsai. Green color.



P. parviflora 'Hikari'   'Hikari' Japanese White Pine
HT: 3-4' Zone: 4-7 GH: Upright
Short needled form. Stays fairly small.



P. parviflora 'Kimigamine'   'Kimigamine' Japanese White Pine
HT: 4' Spread: 3' Zone: 4-7 GH: Upright
A very DWARF form of Japanese White Pine with very short needles. Color is blue-green. A little taller than it is wide. Nice accent plant.



P. parviflora 'Miwaku'   'Miwaku' Japanese White Pine
HT: Zone: 4-7 GH:

P. parviflora 'Ogon Janome'   'Ogon Janome' Japanese White Pine
HT: 3-4' Zone: 4-7 GH: Upright
Needles are grey-green with a yellow band on them. Sometimes referred to as the Dragon's Eye' of the Japanese White Pines. Nice accent plant!


P. parviflora 'Shizula Goten'   'Shizula Goten' Japanese White Pine
HT: 4' Zone: 4-7 GH: Upright
Compact growth. Very blue-green foliage.

P. parviflora 'Templehof'   'Templehof' Japanese White Pine
HT: 12-15' Zone: 4-7 GH: Upright
A vigorous and faster growing form of Japanese White Pine. Very blue color! Needles are not twisted.

P. parviflora 'Tani Mano Uki' or 'Tanimano-yuki'   'Tani Mano Uki' or 'Tanimano-yuki' Japanese White Pine
HT: 18" Spread: 3' Zone: 4-7 GH: Low mound
Also called Japanese Snow Pine. New candles are pink colored, then new needles are white, giving it a "snow like" appearance. Needles turn green in summer. Very slow growing, only 2-3" per year. Should be planted in light shade. Nice accent plant.

P. parviflora 'Venus'   'Venus' Japanese White Pine
HT: 5' Zone: 4-7 GH: Upright
Needle color is grey-green. Cones at an early age. Narrow habit.

PINUS PEUCE (MACEDONIAN PINE)



Pinus peuce 'Arnold's Dwarf'  'Arnold's Dwarf' Macedonian Pine
HT: 3' Zone: 4-7 GH: Conical
A DWARF green form. Very dense and slow growing. Very hardy. Long needles.

P. peuce 'Winter Gold'  'Winter Gold' Macedonian Pine
HT: 5' Spread: 4' Zone: 4-7 GH: Irregular pyramid
Outstanding yellow color in winter, then turning greenish blue in summer. Long needles, slow growth, very hardy.


PINUS PUMILA (JAPANESE STONE PINE)


Pinus pumila 'Glauca'   Japanese Stone Pine
HT: 3' Spread: 3' Zone: 3-6 GH: Rounded, flat top
Similar to the straight species except that this plant is bluer in color. Very tough, adaptable to extreme wind. Good foundation plant.


P. pumila 'Glauca Nana'   Dwarf Japanese Stone Pine
HT: 18" Spread: 18" Zone: 3-6 GH: Rounded ball
A DWARF form. Very slow growing. Nice accent plant. Adapts to extreme wind.

P. pumila 'True Blue'   'True Blue' Japanese Stone Pine
HT: 2' Spread: 3' Zone: 3-6 GH: Rounded ball
Nice blue color in a rounded shape. Intermediate in size between 'Glauca' and 'Nana'. Very tough. Will tolerate high winds.



PINUS RESINOSA (Red Pine)


Pinus resinosa 'Don Smith'  'Don Smith' Red Pine
HT: 3' Spread: 5' Zone: 3-7 GH: Rounded
Dense globe evergreen with stiff dark green needles. A little wider than it is tall. Similar to P. densiflora 'Low Glow'. Very tough.

P. resinosa 'Ruby's Upright'  Ruby's Upright' Red Pine
HT: 10' Spread: 3' Zone: 3-7 GH: Columnar
A fastigiate form of our American Red Pine. Long dark green needles on a tight upright form.


P. resinosa 'Wissota'  'Wissota' Red Pine
HT: 6-8' Zone: 3-7 GH: Tight pyramid
Very dense Christmas tree shape. Dark green color. Slower growing than most pines. Long stiff needles like Austrian Pine.



PINUS STROBIFORMIS (Southwestern White Pine)


Pinus strobiformis 'Coronado'   'Coronado' Dwarf Southwestern White Pine
HT: 3' Spread: 4' Zone: 5-7 GH: Globe
A DWARF plant. Blue-green needles on a nice globe form. Little pruning is needed for this plant to keep its shape. Use as a foundation or specimen plant.


P. strobiformis 'Undulata'  'Undulata' Southwestern Pine
HT: 4' Spread: 4' Zone: 5-7 GH: Globe
A larger globe shaped plant. The needles are similar to Contorted White Pine in that they may twist, turn and curl. Use as a foundation or specimen plant.


PINUS STROBUS (WHITE PINE)


Pinus strobus 'Bennet Clump Leaf' or 'Porcupine'  Bennet Clump Leaf' or Porcupine' White Pine
HT: 8-10' Zone: 3-7 GH: Upright
Needles appear to be "glued" together to resemble one needle, giving it an unusual texture. Grows 12" per year.


P. strobus 'Bennet Oculus Draconis'   'Dragon's Eye White Pine
HT: 3' Zone: 3-7 GH: Irregular pyramid
Yellow bands on green needles. Grows best in partial shade. Slow growing, only 4" per year. Nice accent plant!


P. strobus 'Contorta'  Contorted White Pine
HT: 8' Zone: 3-7 GH: Upright
Soft green-white needles curl and twist in all directions giving it a very unusual appearance. Grows 8-12" per year. Good anchor plant. Can be pruned to shape.

P. strobus 'Fastigiata'  Fastigate White Pine
HT: 12' Spread: 3-4' Zone: 4-7 GH: Fastigiat
A narrow columnar form that makes an effective screen in limited space areas.

P. strobus 'Green Twist'  'Green Twist' White Pine
HT: 18" Spread: 3' Zone: 3-7 GH: Flat globe
A witch's broom of P. strobus 'Contorta'. Tiny branches and needles. DWARF.

P. strobus 'Hillside Winter Gold'  'Hillside Winter Gold' White Pine
HT: 10' Zone: 4-7 GH: Upright & columnar
This form has a bright gold color in winter and then turns green in the summer. Use in areas where height is desired, but space is limited.

P. strobus 'Horsford'  'Horsford' White Pi
HT: 2' Spread: 3' Zone: 4-7 GH: Flattened globe
Tiny green needles on a very compact plant. Good foundation plant.

P. strobus 'Little Giant'  'Little Giant' White Pine
HT: 3' Spread: 4' Zone: 4-7 GH: Flattened globe
A compact globe shape with dark green needles. Nice accent plant.

P. strobus 'Pendula' Weeping White Pine
HT: 8-10' Zone: 4-7 GH: Weeping
A graceful weeping plant with a soft texture. Can grow 18" per year. Sometimes needs to be staked to develop a central leader. Makes a great specimen plant!

P. strobus 'Sea Urchin' Sea Urchin' White Pine
HT: 18" Zone: 4-7 GH: Mound
A DWARF blue-green plant. Grows only about 2" per year.

P. strobus 'Tiny Kurls' 'Tiny Kurls' White Pine
HT: 3' Spread: 3' Zone: 4-7 GH: Round globe
Similar to P. strobus 'Green Twist' only this plant is slightly larger. We like it better!

P. strobus 'Umbraculifera' Dwarf Globe White Pine
HT: 4' Spread: 6' Zone: 4-7 GH: Flattened globe
A DWARF globe white pine that is commonly used as foundation plant. Very hardy. Very attractive. Soft texture. Grows 1-3" per year.

P. strobus 'Wiggles' "Wiggles' White Pine
HT: 3' Spread: 3' Zone: 4-7 GH: Round ball
Branches are somewhat contorted and the needles are slightly contorted.

P. strobus 'Vanderwolf's Pyramidal' 'Vanderwolf's Pyramidal White Pine
HT: 8-10' Zone: 4-7 GH: Pyramidal
Dense blue-green needles. Faster growing than other white pines.

PINUS SYLVESTRIS (SCOTCH PINE)

Pinus sylvestris 'Albynn's' 'Albynn's' Scotch Pine
HT: 18" Spread: 6' Zone: 3-7 GH: Prostrate
Best prostrate form of Scotch Pine. Crawls like a mat on the ground. Blue-green needles. Prefers dry soil. Very tough.

P. sylvestris 'Aurea' 'Aurea' Scotch Pine
HT: 3-4' Zone: 3-7 GH: Upright & pyramidal
Lime green summer color turns bright yellow in winter. Nice accent plant.

P. sylvestris 'Beacon Hill' 'Beacon Hill' Scotch Pine
HT: 2' Spread: 3' Zone: 3-7 GH: Globe
A DWARF plant. Short blue-green needles. Good foundation plant. Very tough.

P. sylvestris 'Beuvronensis' Beuvronensis' Scotch Pine
HT: 3' Spread: 5' Zone: 3-7 GH: Flattened globe
Grey-green needles on a DWARF globe. Grows only 2-4" per year. Used as a foundation plant. Very hardy and tough.

P. sylvestris 'Fastigiata' Fastigate Scotch Pine
HT: 10' Spread: 2' Zone: 3-7 GH: Fastigate
Narrow, upright form of Scotch Pine. Used as a living screen and in areas where space is very limited but height is desired. Blue-green needles. Very tough.

P. sylvestris 'Gold Coin' Gold coin' Scotch Pine
HT: 4-5' Zone: 3-7 GH: Squatty pyramid
One of the best winter yellow colors for a pine. Needles are lime green in the summer. May scorch in windy sites. Nice plant for close to house

P. sylvestris 'Hillside Creeper' 'Hillside Creeper' Scotch Pine
HT: 18" Spread: 6' Zone: 3-7 GH: Prostrate
This plant will grow on top of the ground. Green in summer, the needles will have a yellowish cast to them in winter. Similar to 'Albynn's' Scotch Pine.

P. sylvestris 'Mitsch's Weeper' 'Mitsch's Weeper' Scotch Pine
HT: 4' Spread: 6' Zone: 3-7 GH: Prostrate unless staked
Weeping green form. Orange peely bark. Needles twist in groups at stems. Must be staked to develop a main leader, otherwise it will be prostrate.

P. sylvestris 'Moseri' 'Moseri' Scotch Pine
HT: 4-5' Zone: 3-7 GH: Pyramidal
Very similar to P. sylvestris 'Viridis Compacta' only this plant turns bright yellow in winter. New growth is short and tufted while older growth is longer. Very tight.

P. sylvestris 'Nesbit Aurea' 'Nesbit Aurea' Scotch Pine
HT: 3' Zone: 3-7 GH: Pyramidal
A DWARF yellow plant in the winter that turns lime green in the summer. Similar to P. sylvestris 'Gold Coin'.

P. sylvestris 'Vargguld' 'Vargguld' Scotch Pine
HT: 4-5' in 20 years Zone: 3-7 GH: Irregular pyramid
A yellow banded needle form of Scotch Pine that retains its color all year. Slow growing. Very tough.

P. sylvestris 'Viridis Compacta' 'Porcupine Scot's' Pine
HT: 5' Zone: 3-7 GH: Pyramidal
Also called Dwarf Pyramidal Scotch Pine. Double staged needles--new growth is short and tufted and mature growth is longer. Grows about 4" per year. Very dense.

PINUS TABULAEFORMIS (CHINESE PINE)

Pinus tabulaeformis Chinese Pine
HT: 12-15' Zone: 3-7 GH: Layered pyramidal
Bright green needles. Can grow 2' per year. Oddly shaped branches give the plant its dramatic shape. Habit is layered and somewhat pyramidal. Can be found in parks.

PINUS VIRGINIANA (VIRGINIA PINE)

Pinus virginiana 'Bernie' 'Bernie' Virginia Pine
HT: 4' Spread: 6' Zone: 5-7 GH: Flat globe
From the Bernheim Arboretum. A DWARF globe, nice green needles.

P. virginiana 'Wates Golden' 'Wates Golden' Virginia Pine
HT: 8-10' Zone: 5-7 GH: Upright & wind swept
School bus yellow in winter and bright green in the summer. Medium to fast grower. Very unusual habit.

SCIADOPITYS VERTICILLATA (JAPANESE UMBRELLA PINE)

Sciadopitys verticillata Japanese Umbrella Pine
HT: 4-5' Zone: 5-7 GH: Pyramidal
Waxy dark green needles feel almost artificial. Open needle arrangement resembles the spokes of an open umbrella. Prefers partial shade. An excellent specimen plant near house or patio. Grows 3-6" per year. Never needs pruning.

PSEUDOTSUGA (DOUGLAS FIR)

Pseudotsuga menziesii 'Astro Blue' Astro Blue' Douglas Fir
HT: 10-12' Zone: 5-7 FS PS GH: Pyramidal
An outstanding color of blue that is often mistaken for 'P. pungens' 'Hoopsii'. Must have well drained soil. Soft needles. Christmas tree shape.

P. menziesii 'Aurea' Yellow Douglas Fir
HT: 6' Zone: 5-7 GH: Pyramidal
An all yellow selection. Slow growing. Colorful specimen.

P. menziesii 'Contorta' Contorted Douglas Fir
HT: 6'-8' Spread: 6-8' Zone: 5-7 GH: Tall & br
Emerald green needle color. Twisted branches. Habit is similar to Harry Lauder's Walking Stick. Very unusual looking!

P. menziesii 'Fastigiata' Fastigate Douglas Fir
HT: 10' Spread: 3' GH: Fastigi
Tight upright and columnar growth habit. Solid green color. Use as a screen or as an accent plant.

P. menziesii 'Glauca Fastigiata' Fastigate Blue Douglas Fir
HT: 10' Spread: 3' GH: Fastigi
Tight upright and columnar growth habit. Solid blue color. Use as a screen or as an accent plant. Full sun is best for color

P. menziesii 'Graceful Grace' 'Graceful Grace' Douglas Fir
HT: 8' Zone: 5-7 GH: Weepi
One of the finest weeping forms of Douglas Fir. Needle color is grey-green and the needles are a bit longer than on the straight species. Found at a Masonic Home in Philadelphia, PA.

P. menziesii 'Holy Family' 'Holy Family' Douglas Fir
HT: 2' Spread: 3' Zone: 5-7 GH: Round glc
Tight small needles on a DWARF globe. Needle color is dark green. Soft texture.

P. menziesii 'Idaho Weeper' 'Idaho Weeper' Douglas Fir
HT: 10-12' Zone: 5-7 GH: Upright Weep
Lime green colored needles. This plant has a strong central leader and a strong pendant branching habit. A striking specimen!

P. menziesii 'Little Jon' Little Jon' Douglas Fir
HT: 2' Spread: 2' Zone: 5-7 GH: Round globe
DWARF globe with short green needles. Similar P. menziesii 'Holy Family'. Grows only 2-3" per year.

P. menziesii 'Pendula' Weeping Douglas Fir
HT: 10-12' Zone: 5-7 GH: Weeping
A fine plant with nice weeping form and dark green needles.

P. menziesii 'Pumula' 'Pumula' Douglas Fir
HT: 3' Spread: 4' Zone: 5-7 GH: Round globe
One of the finest globe plants--soft foliage, short needles, very rugged.

P. menziesii 'Seattle Mountain' 'Seattle Mountain' Douglas Fir
HT: 5-6' Zone: 5-7 GH: Upright
A medium sized upright Douglas Fir. Needles are bright yellow over inside green needles. Grows about 8" per year. Unusual color combination.

P. menziesii 'Skyline' 'Skyline' Douglas Fir
HT: 6-8' Spread: 5-6 Zone: 5-7 GH: Upright
A "snake type" of Douglas Fir. Lateral branches are few and arch out like a fountain from the trunk. Overall effect is very unusual. Use a specimen. Blue-green color.

P. menziesii 'Wycoffs Big Blue' 'Wycoffs Big Blue' Douglas Fir
HT: 5' Zone: 5-7 GH: Pyramidal
A baby blue little pyramidal shape plant. Full sun is best for color. Grows about 6" per year.

P. menziesii 'Wycoffs Little Blue' 'Wycoffs Little Blue' Douglas Fir
HT: 2-3' Zone: 5-7 GH: Pyramidal
A baby blue little pyramidal shape plant. Full sun is best for color. Grows about 2-3" per year. DWARF.

QUERCUS (Oak)

Quercus dentata 'Pinnatifida' Japanese Emperor Oak
HT: 20-25' in 20 years Zone: 4-7 FS GH: Upright
A cutleaf Oak that is extremely rare! Remarkable large, long narrow leaves can be as long as 18"! The leaf texture gives a striking effect from a distance--looks almost exotic! A small tree that will do well in average soils.

Quercus robur 'Cristata' Curled Leaf English Oak
HT: 20-25' Zone: 4-7 FS GH: Upright & rounded
All the leaves are curled on this plant. They unfold like a wrapped cigar to give an interesting textural effect. Can grow up to 2' per year.

Q. robur 'General Pulaski' 'General Pulaski' English Oak
HT: 8-10' Zone: 4-7 GH: Upright
A rare form of English Oak. Grows fairly slow--less than 8" per year. Unique and highly textured leaves make this plant a standout specimen! Appearance is somewhat shrubby.

Q. robur 'Variegata' Variegated' English Oak
HT: 20' Zone: 4-7 GH: Upright & oval
Irregular creamy white variegation on the margins of the leaves. Acorns may be variegated but will only produce 'regular' oak trees. A wonderful specimen in the landscape!

STEWARTIA

Stewartia pseudocamelia Japanese Stewartia
HT: 10-12' Zone: 4-7 GH: Upright
Large white camelia shaped blooms in mid summer. Mature bark exfoliates to reveal patches of tan, brown and grey. Fall color is crimson to red. Somewhat slow growing. One of our favorites! Use near the house, deck or in the landscape. A small tree.

TAXODIUM (BALD CYPRESS)

Taxodium distichum Bald Cypress
HT: 50' at maturity Zone: 5-8 GH: Pyramidal
Deciduous tree that will thrive in standing water but will also grow in dry soils. No serious pest. Feathery texture. Coppery-bronze fall color.

T. distichum 'Cajun Snow' Cajun Snow' Bald Cypress
HT: 30' Zone: 5-8 GH: Pyramidal
White flecks on the foliage is the distinguishing characteristic of this plant. It might scorch in very hot summers. Coppery-bronze fall color.

T. distichum 'Cascade Falls' Cascade Falls' Bald Cypress
HT: Stake Zone: 5-7 GH: Weeping
Stake to desired height. Fine fern-leaf foliage. Graceful, soft accent in the landscape
oover rocks or near a pond. Coppery-bronze fall color.

T. distichum 'Falling Waters' 'Falling Waters' Bald Cypress
HT: Stake or let crawl Zone: 5-7 GH: Stake or prostrate
Very similar to T. distichum 'Cascade Falls' only this plant is more prostrate, which
can be overcome by staking.

T. distichum 'Peve Minaret' 'Peve Minaret' Bald Cypress
HT: 6' in 15 years Zone: 5-8 GH: Pyramidal
A DWARF form of Bald Cypress with all of the adult characteristics. Coppery-bronze
fall color. Leaf texture is fine and feathery. Grows in wet or dry soils.

T. distichum 'Secrest' Secrest' Bald Cypress
HT: 4' Spread: 4' Zone: 5-8 GH: Upright & broad
Found at the Secrest Arboretum in Wooster, OH, it is a witch's broom. Small shrub.
Coppery-bronze fall color.

TAXUS

Taxus bacatta 'Amersfort' 'Amersfort' Taxus
HT: 3' Spread: 3' Zone: 3-7 GH: Upright and bushy
An irregular upright Taxus with smalloval leaves. No central leader, so it is very
dense. Leaves are dark green and glossy. It does not resemble a straight Taxus at
all. Good choice near corners where some height is desired. Rather slow growing.

T. bacatta cuspidata 'Aurensdens' Dwarf Yellow Taxus
HT: 2' Spread: 3' Zone: 3-7 GH: Prostrate
Bright yellow new growth turns lime green in the summer. Grows about 4-6" per
year. Use in entrance plantings or on hill sides.

Taxus x 'Bean Pole' 'Bean Pole' Taxus
HT: 10' Spread: 1' Zone: 3-7 GH: Columnar
Very narrow upright form of Taxus. Excellent choice for shady areas where height
is needed. Unusual accent plant. Very tough.

T. x 'Drinkstone' 'Drinkstone' Taxus
HT: 3' Spread: 3' Zone: 3-7 GH: Globose
New growth is bright yellow. Every needle has a yellow stripe on it. Habit appears
to be globe shape.

THUJA (ARBORVITAE)

Thuja occidentalis 'Filiformis' 'Filiformis' Arborvitae
HT: 3' Spread: 3' Zone: 3-7 GH: Rounded
Bright green foliage appears to be "woven" into long, flat, "rope-like" strands.
Branches can be clustered and/or long and arching. Great texture! Good founda-
tion plant.

T. occidentalis 'Snow Tip' 'Snow Top' Arborvitae
HT: 8-10' Zone: 3-7 GH: Upright
Creamy white tips on layered foliage. Full sun is best for color and color is best mid-
summer through fall. A fairly dense plant, it makes a good screen. Resists
scorching. Very hardy.

T. occidentalis 'Watnog Gold' 'Watnog Gold' Arborvitae
HT: 10-12' Zone: 3-7 GH: Upright
Bright yellow foliage gives this plant an updated look. Full sun is best for color.
Fast growing. A fairly dense plant, it makes a good screen.

T. occidentalis 'Wansdyke Silver' 'Wansdyke Silver' Arborvitae
HT: 8-10' Zone: 3-7 GH: Upright
A variegated form of Arborvitae with yellow flecks throughout the plant. Full sun
is best for color.

T. plicata 'Zebrina' Zebrina' Western Arborvitae
HT: 20' Zone: 3-7 GH: Upright & pyramidal
Fast growing, dark green foliage splattered with gold flecks. Color is best in spring
and early summer. A loosely layered plant that becomes very pretty with age.

TSUGA (CANADIAN HEMLOCK)

Tsuga canadensis 'Albo-Spica' White Tipped Hemlock
HT: 20-25' in 20 years Zone: 3-6 GH: Pyramidal
Pure white terminal tips stand out against the remaining dark foliage. Perfers
full sun for good color. Grows 6-8" per year. Really pretty!

T. canadensis 'Jeddeloh' 'Jeddeloh' Canadian Heml
HT: 2' Spread: 3' Zone: 3-7 GH: Round b;
Soft green needles arch from the center forming a dense round ball. A small "cup"
forms in the center top. Slow growing. Grows well in shade to deep shade.

T. canadensis 'Pendula' Weeping Canadian Hemlock
HT: Stake Zone: 3-7 GH: Stake to weep
A strikingly graceful plant that brings a feeling of tranquility to the garden. Must be staked to develop a leader.

ULMUS (Lace Bark Elm)

Ulmus parviflora 'Glasshouse Works' Variegated Lace Bark Elm
HT: 20-30' in 15 years Zone: FS GH: Rounded
Extremely hardy, somewhat fast growing--up to 2' per year. Flecks (or speckles) of white on the small green leaves. A striking plant in the landscape. Resistant to disease.

ZELKOVA (Sometimes called Japanese Elm)

Zelkova serrata 'Goshiki' 'Goshiki' Zelkova
HT: 12-15' Zone: 4-7 GH: Upright & vase shape
This plant is grown multistem, not single stem. It is variegated white and green. Can grow up to 2' per year once established. Fall color is pink, purple and red. Leaves resemble Elm leaves. Makes a great shade tree.

Z. serrata 'Green Vase' Green Vase' Zelkova
HT: 12-15' Zone: 4-7 GH: Upright & vase shape
A green selection that is usually grown single stem. Leaf color is dark green. Fall color is orange-red. Often seen in Washington, D.C. along the mall. Leaves resemble Elm leaves. Makes a great shade tree.

Z. serrata 'Variegata' Variegated Zelkova
HT: 12-15' Zone: 4-7 GH: Upright & vase shape
We grow this plant single stem. White margins surround green center. Fall color is orange red. Leaves resemble Elm leaves. Makes a great shade tree.

PINUS MUGO (oops!)

P. mugo 'Mini Mini' 'Mini Mini' Mugo Pine
HT: 2' Spread: 3' Zone: 3-7 GH: Flat globe
An exceptional DWARF selection of Mugo Pine. Needles average 1/2" in length.

P. mugo 'Valley Cushion' 'Valley Cushion' Mugo Pine
HT: 2' Spread: 3' in 20 years Zone: 3-7 GH: Dense globe
A very DWARF plant. Light green foliage. Use as a foundation plant.



P. mugo 'Winter Gold' 'Winter Gold' Mugo Pine
HT: 4' Spread: 6' Zone: 3-7 GH: Flattened globe
Pale yellow colored needles in winter that turn green again in summer.

ABIES (Fir)-ABIES (Fir)



A. alba 'Green Spiral' 'Green Spiral' Fir
HT: 8-10' Zone: 3-6   GH: Upright
Strange twisting branches seem to spiral around and tend to weep down.



A. alba 'Pendula' Weeping European Fir
HT: 5-6' Spread: 5-6' Zone: 3-6   GH: Weeping
Strong weeping habit with deep green foliage.

A. alba 'Pyramidalis' Pyramidal Fir
HT: 6' Spread: 6' Zone: 3-6   GH: Upright & pyramid
Christmas tree shape with dark green needles and silver undersides. Grows 8-12"/year.



A. concolor 'Compacta' Dwarf White Fir
HT: 2' Spread: 3' in 10 years Zone: 3-6   GH: Wide globe
Nice silver blue foliage. DWARF. Can develop a leader with age.

A. concolor 'Fastigiata' Fastigiata White Fir
HT: 20' Spread: 4' Zone: 3-6   GH: Conical & narrow
An upright, narrow form of Concolor (White) Fir. Use as a screen or as a specimen.
Grows 8-10" per year. Short, soft dark green needles. Pest and disease free.

A. concolor 'Glenmore' 'Glenmore' White Fir
HT: 6-8' Zone: 3-6   GH: Upright & pyramidal
A form of Concolor (White) Fir that has a strong blue color. Color is best in full sun.
A little slower growing than the straight species.

A. koreana 'Aurea' Yellow Korean Fir
HT: 4-5' Zone: 3-6   GH: Pyramidal
This plant has silver-grey needles until winter and then it turns a bright yellow color.
A stand out color in the snow! A DWARF pyramid.

A. koreana 'Horstmann Silberlocke' 'Horstmann Silberlocke' Korean Fir
HT: 6-8' Zone: 3-6   GH: Irregular pyramid
Needles arch backwards on branches to reveal a striking silver color. Needle arch is very uniform. Purple cones stand upright off branches. As beautiful as it is unique!!




A. koreana 'Silver Show' 'Silver Show' Korean Fir
HT: 6-8' Zone: 3-6   GH: Irregular pyramid
An improved variety of Korean Fir, the silver color is consistent throughout the plant.
Silver colored needles on branch tips arch backwards on branches. Upright purple cones. A beautiful specimen!







We can ship plants to most states in the US.

THUJA (Arborvitae)-TSUGA (Hemlock)



THUJA (Arborvitae)

Thuja occidentalis 'Filiformis' 'Filiformis' Arborvitae
HT: 3' Spread: 4' Zone: 3-7    GH: Rounded
Bright green foliage appears to be "woven" into long, flat, "rope-like" strands.
Branches can be clustered and/or long and arching. Great texture! Good foundation plant. Can be pruned.



T. occidentalis 'Snow Tip' 'Snow Tip' Arborvitae
HT: 8-10' Zone: 3-7   GH: Upright
Creamy white tips on layered foliage. Full sun is best for color and color is best mid-summer through fall. A fairly dense plant, it makes a good screen. Resists scorching. Very hardy.




T. occidentalis 'Watnog Gold' 'Watnog Gold' Arborvitae
HT: 10-12' Zone: 3-7   GH: Upright
Bright yellow foliage gives this plant an updated look. Full sun is best for color.
Fast growing. A fairly dense plant, it makes a good screen.

T. occidentalis 'Wansdyke Silver' 'Wansdyke Silver' Arborvitae
HT: 8-10' Zone: 3-7   GH: Upright
A variegated form of Arborvitae with yellow flecks throughout the plant. Full sun is best for color.

T. plicata 'Zebrina' 'Zebrina' Western Arborvitae
HT: 20' Zone: 3-7   GH: Upright & pyramidal
Fast growing, dark green foliage splattered with gold flecks. Color is best in spring and early summer. A loosely layered plant that becomes very pretty with age.

TSUGA (CANADIAN HEMLOCK)

Tsuga canadensis 'Albo-Spica' White Tipped Hemlock
HT: 20-25' in 20 years Zone: 3-6   GH: Pyramidal
Pure white terminal tips stand out against the remaining dark foliage. Perfers full sun for good color. Grows 6-8" per year. Really pretty!

T. canadensis 'Jeddeloh' 'Jeddeloh' Canadian Hemlock
HT: 3' Spread: 3' Zone: 3-7    GH: Round ball
Soft green needles arch from the center forming a dense round ball. A small "cup" forms in the center top. Slow growing. Grows well in shade to deep shade.





Arborvitae are extremely rugged and tolerate tough sites. New textures, colors and growth habits warrant giving this group consideration. They are still quite effective when used as a screen, in a group or as a specimen in the landscape. Easy to grow in average soils.


2

!

Taxodium (Bald Cypress)-Taxus (Taxus)




T. distichum 'Cascade Falls'  'Cascade Falls' Bald Cypress
HT: Stake Zone: 5-7 GH: Weeping
Stake to desired height. Fine fern-leaf foliage. Graceful, soft accent in the landscape over rocks or near a pond. Copper-bronze fall color.



T. distichum 'Falling Waters'  'Falling Waters' Bald Cypress
HT: Stake or let crawl Zone: 5-7 GH: Stake or prostrate
Very similar to T. distichum 'Cascade Falls' only this plant is more prostrate, which can be overcome by staking. Copper-bronze fall color.




T. distichum 'Peve Minaret'  'Peve Minaret' Bald Cypress
HT: 6' in 15 years Zone: 5-8 GH: Pyramidal
A DWARF form of Bald Cypress with all of the adult characteristics. Copper-bronze fall color. Great selection for small areas or gardens.

T. distichum 'Secrest'  'Secrest' Bald Cypress
HT: 4' Spread: 4' Zone: 5-8 GH: Upright & broad
Found at the Secrest Arboretum in Wooster, OH, it is a witch's broom. Small shrub. Copper-bronze fall color.

TAXUS


Taxus bacatta 'Amersfort'    'Amersfort' Taxus
HT: 3' Spread: 3' Zone: 3-7 GH: Upright and bushy
An irregular upright Taxus with small oval leaves. No central leader, so it is very dense. Leaves are dark green and glossy. It does not resemble a straight Taxus at all. Good choice near corners where some height is desired. Rather slow growing.


T. bacatta cuspidata 'Aurensens'   Dwarf Yellow Taxus
HT: 2' Spread: 3' Zone: 3-7 GH: Prostrate
Bright yellow new growth turns lime green in the summer. Grows about 4-6" per year. Use in entrance plantings, on hill sides or in landscapes.

Taxus x 'Bean Pole'    'Bean Pole' Taxus
HT: 10' Spread: 1' Zone: 3-7 GH: Columnar
Very narrow upright form of Taxus. Excellent choice for shady areas where height is needed. Unusual accent plant. Very tough.


T. x 'Drinkstone'   'Drinkstone' Taxus
HT: 3' Spread: 3' Zone: 3-7 GH: Globose
New growth is bright yellow. Every needle has a yellow stripe on it. Habit appears to be globe shape.

Abies (Fir)- ACER (Maple)



A. lasiocarpa 'Arizona Glauca Compacta'  'Compact Arizona' Fir
HT: 3-4' Zone: 3-6 GH: Dwarf pyramidal
A DWARF form of Alpine Fir. Foliage is powder blue. Growth rate is 3-6" per year. An excellent choice for small areas!


A. normandii 'Golden Spreader'  'Golden Spreader' Normand Fir
HT: 3' Spread: 6' Zone: 3-6 GH: Spreading
Yellow colored spreading Fir that is broader than it is tall.


ALBISIA (Mimosa)


Albisia julibrissin 'E. H. Wilson'  'E. H. Wilson' Mimosa
HT: 20-30' Zone: 5 GH: Upright & vase
A superior selection known to be cold hardy to -15 F. Pink silk blooms in mid to late summer.

ACER (Maple)

A. campestre 'Carnival'   'Carnival' Hedge Maple
HT: 12' Zone: 5-7 GH: Upright & oval
Also called Variegated Hedge Maple. Rare plant in the trade. Light green leaves with white margins. Variegation may be irregular. No serious pests or diseases. Slow growing. Can be pruned and kept to a small size.

A. griseum  Paper Bark Maple
HT: 20-25' at maturity Zone: 5-7 GH: Upright & oval
Chocolate brown exfoliating bark and scarlet red fall color make this an outstanding choice. One of our top ten plants! Dark green leaves. No serious diseases or pests. Few seeds are viable. Slow growing. Bark has an interesting year round effect and is not messy at all.

A. griseum x mazimowiczii  Hybrid Paper Bark Maple
aka 'Gingerbread' Maple
HT: 20-25' Zone: 5-7 GH: Upright & oval
Similar to Paper Bark Maple, it has intense scarlet-red fall color and chocolate colored flakey striated bark. Will grow faster than A. griseum. Found in Rochester, N.Y. No serious pests or diseases.

A. mandshuricum  Manchurian Maple
HT: 20-25' Zone: 5-7 GH: Upright & rounded
Silver colored bark compliments the bright green trifoliate leaves. New leaves have red petioles. Excellent early October scarlet fall color. No serious pests or diseases.

ACER (Maple)-ACER (Maple)

A. maximowiczii (nikko)

HT: 20-25' Zone: 5-7



Nikko Maple

GH: Upright & oval

A trifoliolate maple that has leaves with hairy undersides. Bark is a dark brown-silver color. Orange-scarlet fall color similar to A. griseum. No serious pests or diseases.

A. pseudoplatnus 'Esk Sunset'

HT: 8-10' Zone: 5-7



'Esk Sunset' Sycamore Maple

GH: Upright & rounded

A striking variegated form of the common Sycamore Maple. Pink, green & purple colors are "dusted" onto the foliage in irregular patterns--resembles "splashed" paint. Excellent specimen. Leaves may scorch in very hot summers. 20-30' at maturity.

A. saccharinum 'Bee Bee'

HT: 10' in 5 years Zone: 5-7



'Bee Bee' Silver Maple

GH: Upright & rounded

A cutleaf form of our native Silver Maple that is much shorter in height and much slower growing. Fall color is yellow-orange. Good choice for small areas. Can be pruned and kept at a small size for many years.

A. saccharinum 'Shaun's Pillar'

HT: 8-10' Zone: 5-7



'Shaun's Pillar' Maple

GH: Fastigiate

A slow growing form of Sugar Maple. Very fastigiate--looks like a telephone pole with leaves! Fall color is orange-yellow.

A. triflorum

HT: 20-25' at maturity in 15 years Zone: 5-7



Three Flowered Maple

GH: Rounded

Bark color is tan and furrowed--almost looks like it is splitting due to caliper growth. Bark is as good or better than River Birch. Fall color is a reddish-orange. No pests.

A. japonicum 'Attaaryi'

HT: 8-10' Zone: 5-7



'Attaaryi' Japanese Maple

GH: Upright

This plant is considered a large shrub to a medium tree. Similar to A. japonicum 'Dancing Peacock' except that the leaves are larger and not so deeply cut on the Margins. Outstanding red, yellow and orange fall color!

A. japonicum 'Dancing Peacock'

HT: 8-10' Zone: 5-7



'Dancing Peacock' Japanese Maple

GH: Upright

A strongly structured plant. Green leaves are deeply lobed. Rich vibrant colors of orange and red make it a stand out in the fall garden!



Trifoliolate Maples such as Paper Bark, Three Flowered and Manchurian Maples, have three leaves on each petiole. As a group, they are very hardy, pest and disease resistant and have outstanding bark features and fall colors.

QUERCUS(Oak)- TAXODIUM (Bald Cypress)

Quercus robur 'Cristata'

HT: 30-40' at maturity Zone: 4-7



Curled Leaf English Oak

GH: Upright & rounded

All the leaves are curled on this plant. They unfold like a wrapped cigar to give an interesting textural effect. Can grow up to 1-3' per year. Pyramidal shape when young.

Q. rober 'General Pulaski'

HT: 6-8' Zone: 4-7



'General Pulaski' Oak

GH: Upright & rounded

A rare form of English Oak. Grows fairly slow--less than 8" per year. A small tree with distorted branches and crinkled, highly textured leaves makes this plant a stand out specimen. Somewhat shrubby appearance. Found by Joe Stupka.

Q. rober 'Pectinata'

HT: 20-25' at maturity Zone: 4-7



'Cutleaf' English Oak

GH: Upright & spreading

A good tree for near the patio or house. Grows twice during the season! Very easy to grow! Will be "thin" and upright and then canopy out with age.

Q. robur 'Variegata'

HT: 20' Zone: 4-7



'Variegated' English Oak

GH: Upright & oval

Irregular creamy white variegation on the margins of the leaves. Acorns may be variegated but will only produce "regular" oak trees. A wonderful specimen in the landscape!

STEWARTIA

Stewartia pseudocamelia

HT: 10-12' Zone: 4-7



Japanese Stewartia

GH: Upright

Large white camelia shaped blooms in mid summer. Mature bark exfoliates to reveal patches of tan, brown and grey. Fall color is crimson to red. Somewhat slow growing. One of our favorites! It is a small tree so it is suitable to use near the house, deck or patio.

TAXODIUM (Bald Cypress)

Taxodium distichum

HT: 50' at maturity Zone: 5-8



Bald Cypress

GH: Pyramidal

Deciduous tree that will thrive in standing water but will also grow in dry soils. No serious pests. Feathery texture. Beautiful copper-bronze fall color.

T. distichum 'Cajun Snow'

HT: 30' Zone: 5-8



'Cajun Snow' Bald Cypress

GH: Pyramidal



White flecks on the foliage is the distinguishing characteristic of this plant. It might scorch in very hot summers. Beautiful copper-bronze fall color.





All Bald Cypress will tolerate extremely wet or dry soil conditions.



PSEUDOTSUGA (Douglas Fir)-QUERCUS (Oak)



P. menziesii 'Little Jon'   'Little Jon' Douglas Fir
HT: 2' Spread: 2' Zone: 5-7 GH: Round globe
DWARF globe with short green needles. Similar *P. menziesii* 'Holy Family'. Grows only 2-3" per year. Nice foundation plant.



P. menziesii 'Pendula'   Weeping Douglas Fir
HT: 10-12' Zone: 5-7 GH: Weeping
A fine plant with a nice weeping form and dark green needles. Nice specimen plant.

P. menziesii 'Pumula'   'Pumula' Douglas Fir
HT: 3' Spread: 4' Zone: 5-7 GH: Round globe
One of the finest globe plants--soft foliage, short needles, very rugged.


P. menziesii 'Seattle Mountain'   'Seattle Mountain' Douglas Fir
HT: 5-6' Zone: 5-7 GH: Upright
A medium sized upright Douglas Fir. Needles are bright yellow over inside green needles. Grows about 8" per year. Unusual color combination.

P. menziesii 'Skyline'   'Skyline' Douglas Fir
HT: 6-8' Spread: 5-6' Zone: 5-7 GH: Upright
A "snake type" of Douglas Fir. Lateral branches are few and arch out like a fountain from the trunk. Over all effect is very unusual. Use a specimen. Blue-green color.

P. menziesii 'Wycoffs Big Blue'   'Wycoffs Big Blue' Douglas Fir
HT: 5' Zone: 5-7 GH: Pyramidal
A baby blue little pyramidal shape plant. Full sun is best for color. Grows about 6" per year.

P. menziesii 'Wycoffs Little Blue'   'Wycoffs Little Blue' Douglas Fir
HT: 2-3' Zone: 5-7 GH: Pyramidal
A baby blue little pyramidal shape plant. Full sun is best for color. Grows about 2-3" per year. DWARF.



QUERCUS (Oak)



Quercus dentata 'Pinnatifida'  Japanese Emperor Oak
HT: 20-25' in 20 years Zone: 4-7 GH: Upright
A cutleaf Oak that is extremely rare! Remarkable large, long narrow leaves can be as long as 18"!! The leaf texture gives a striking effect from a distance--looks almost exotic! A small tree that will do well in average soils.







All Oaks are upright when young and then become rounded with age. They do well in average soil and full sun and also come in cutleaf and variegated forms.



ACER (Maple)-ACER (Maple)



A. japonicum 'O isami'   'O isami' Japanese Maple
HT: 8-10' Zone: 5-7 GH: Rounded
Large, rounded green leaves that are deeply notched are attached to long petioles. Bright yellow/green new growth. Older leaves are rich dark green and resist scorching. Fall color is vibrant red and yellow with scarlet undertones.



A. palmatum 'Arakawa'   'Arakawa' Japanese Maple
HT: 15-18' at maturity Zone: 5-7 GH: Upright
The name translates into "the warted one" which describes the rough, corky bark. Green leaves have a rich orange-red fall color. A vigorous grower, it will become a medium sized tree with a rounded habit. Can be used for Bonsai.

A. palmatum 'Atrolineare'   'Atrolineare' Japanese Maple
HT: 6-8' Zone: 5-7 GH: Upright
A form of strap-leaf Maple with dark black-red foliage which in full sun may turn a bronze color with green undertones. May be considered a large shrub due to its twiggy, dense form.



A. palmatum 'Beni Tsukasa'   'Beni Tsukasa' Japanese Maple
HT: 4' Zone: 5-7 GH: Upright & shrubby
New growth is bright orange-red or peach colored. With maturity, the color changes to shades of pink & red with green undertones. Summer color may be variegated. Tiny leaves & DWARF habit.

A. palmatum 'Bloodgood'   'Bloodgood' Japanese Maple
HT: 15-20' Zone: 5-7 GH: Upright & spreading
A popular Japanese Maple in the trade as it has been widely available for many years. Leaves are deep burgundy with bright red samaras. Fall color may range from burgundy to bright red. Becomes rounded with age.



A. palmatum dissectum 'Emerald Lace'   'Emerald Lace' Japanese Maple
HT: 6-8' Zone: 5-7 GH: Upright & arching
Very fine cutleaf light green colored leaves on delicate graceful arching branches. Branches are long and dense, but can be pruned up. Faster growing than other cut-leaf Japanese Maples. Fall color is orange-red.



A. palmatum 'Emperor I'   'Emperor I' Japanese Maple
HT: 8-10' Zone: 5-7 GH: Upright
An outstanding red leaf Japanese Maple with exceptional vigor. Leafs out 2 weeks later than normal--reducing the risk of frosts and drying winds. Holds red color well into the hot summer. A vigorous grower, it develops a wide crown as it matures.



ACER (Maple)-ACER (Maple)



A. palmatum 'Fairy Hair' 'Fairy Hair' Japanese Maple
 HT: 3' Zone: 5-7   GH: Upright & globe
 Extremely slow growing this plant has tiny green strap leaf leaves. Considered to be a miniature plant. Yellow-orange fall color. Good plant for containers.


A. palmatum dissectum 'Garnet Improved' 'Garnet Improved' Japanese Maple
 HT: 6' Spread: 6' Zone: 5-7   GH: Cascading & mounded
 An improved form of 'Garnet'--holds color better and longer into the summer. A red cutleaf form that cascades down forming a beautiful mounded plant at maturity.

A. palmatum 'Goshiki Kotohime' 'Goshiki Kotohime' Japanese Maple
 HT: 4-6' at maturity Zone: 5-7   GH: Upright
 Name translates to "Dwarf Multicolored Harp". New growth is spectacular! Shades of pink, cream and red cover the tips of leaves. Slow growing, protect from drying winds. Grows best in light shade for best color. Will develop into a "V" shape plant with dense, congested leaf growth. DWARF.



A. palmatum 'Hanami Nashiki' 'Hanami Nishiki' Japanese Maple
 HT: 3' Spread: 3' Zone: 5-7   GH: Dense & shrubby
 Name translates to "flower viewing tapestry". Dwarf, rare, very small leaves. Leaf margins have an orange-red tint in spring that later turn a light yellowish-green. Good choice for containers.

A. palmatum dissectum 'Inaba Shidare' 'Inaba Shidare' Japanese Maple
 HT: 3-4' Zone: 5-7   GH: Upright, mounding cascade
 Also known as 'Red Select' Japanese Maple. A variety that is best known for its cut-leaf form and bright red foliage. It does not lose color in the summer. Fine texture and mounded habit add to its appeal. Slow growing.



A. palmatum 'Karasu Gawa' 'Karasu Gawa' Japanese Maple
 HT: 6' Zone: 5-7   GH: Upright & vase shape
 Brightly colored "bubble gum" pink, green and white variegation on small, thin leaves. Eye catching color! Variegation is irregular. Grow in light shade for best color, may scorch for a few years.



A. palmatum 'Kasagi Yama' 'Kasagi Yama' Japanese Maple
 HT: 6-8' Zone: 5-7  GH: Upright & vase shape
 Best known for its unusual color combination of leaves. Green undertones are covered by shades of brick red. The veins are almost black in color, giving it a distinctive appearance. We recommend growing it in partial shade.


PSEUDOTSUGA (DOUGLAS FIR)-PSEUDOTSUGA (DOUGLAS FIR)



PSEUDOTSUGA (DOUGLAS FIR)
 Pseudotsuga menziesii 'Astro Blue' 'Astro Blue' Douglas Fir
 HT: 10-12' Zone: 5-7   GH: Pyramidal
 An outstanding color of blue that is often mistaken for 'P. pungens' 'Hoopsii'. Must have well drained soil. Soft needles. Christmas tree shape.



P. menziesii 'Aurea' Yellow Douglas Fir
 HT: 6' Zone: 5-7   GH: Pyramidal
 An all yellow selection. Slow growing. Colorful specimen.



P. menziesii 'Contorta' Contorted Douglas Fir
 HT: 6'-8' Spread: 6-8' Zone: 5-7   GH: Tall & broad
 Emerald green needle color. Twisted branches. Habit is similar to Harry Lauder's Walking Stick. Very unusual looking!


P. menziesii 'Fastigiata' Fastigate Douglas Fir
 HT: 10' Spread: 3' Zone: 5-7   GH: Fastigate
 Tight upright and columnar growth habit. Solid green color. Use as a screen or as an accent plant.

P. menziesii 'Glauca Fastigiata' Fastigate Douglas Blue Fir
 HT: 10' Spread: 3' Zone: 5-7   GH: Fastigate
 Tight upright and columnar growth habit. Solid blue color. Use as a screen or as an accent plant. Full sun is best for color



P. menziesii 'Graceful Grace' 'Graceful Grace' Douglas Fir
 HT: 8' Zone: 5-7   GH: Weeping
 One of the finest weeping forms of Douglas Fir. Needle color is grey-green and the needles are a bit longer than on the straight species. Found at a Masonic Home in Philadelphia, PA.

P. menziesii 'Holy Family' 'Holy Family' Douglas Fir
 HT: 2' Spread: 3' Zone: 5-7   GH: Round globe
 Tight small needles on a DWARF globe. Needle color is dark green. Soft texture.



P. menziesii 'Idaho Weeper' 'Idaho Weeper' Douglas Fir
 HT: 10-12' Zone: 5-7   GH: Upright Weeper
 Lime green colored needles. This plant has a strong central leader and a strong pendant branching habit. A striking specimen!

 Douglas Fir have soft green needles, so they are a good choice to "soften" a landscape. They will do well in full sun to partial shade and average soil.

Pinus (Pine)-Pinus (Pine)



P. sylvestris 'Viridis Compacta'   'Porcupine Scot's' Pine
HT: 5' Zone: 3-7 GH: Pyramidal
Also called Dwarf Pyramidal Scotch Pine. Double staged needles--new growth is short and tufted and mature growth is longer. Grows about 4" per year. Very dense.

PINUS TABULAEFORMIS (Chinese Pine)



Pinus tabulaeformis   Chinese Pine
HT: 12-15' Zone: 3-7 GH: Layered pyramidal
Bright green needles. Can grow 2' per year. Oddly shaped branches give the plant its dramatic shape. Habit is layered and somewhat pyramidal. Can be found in parks.


PINUS VIRGINIANA (Virginia Pine)

Pinus virginiana 'Bernie'   'Bernie' Virginia Pine
HT: 4' Spread: 6' Zone: 5-7 GH: Flat globe
From the Bernheim Arboretum. A DWARF globe, nice green needles.

P. virginiana 'Wates Golden'   'Wates Golden' Virginia Pine
HT: 8-10' Zone: 5-7 GH: Upright & wind swept
School bus yellow in winter and bright green in the summer. Medium to fast grower. Very unusual habit.



SCIADOPITYS VERTICILLATA (Japanese Umbrella Pine)



Sciadopitys verticillata   Japanese Umbrella Pine
HT: 4-5' Zone: 5-7 GH: Pyramidal
Waxy dark green needles feel almost artificial. Open needle arrangement resembles the spokes of an open umbrella. Prefers partial shade. An excellent specimen plant near house or patio. Grows 3-6" per year. Never needs pruning.



 **Planting Instructions:** Here is how we handle and plant our trees and shrubs. For balled & burlapped plants, always hold the plant by the ball, never by the trunk as it may break. For container plants, carry them or lift by them by the pot.



PLANTING: Dig the hole twice the diameter of the root ball. The hole should be almost as deep as the ball is tall. Mix 1/2 bale of peat, compost etc. with the soil. Place the ball in the hole so that the burlap (or root mass) is slightly above the hole level and is visible. Do not "rock" the plant into place. Do NOT remove the burlap, twine, nails or wire basket. The burlap and twine will rot away. Backfill with the compost/soil mix and mulch with 2" of Hardwood Bark mulch. **WATERING:** Each time you water, you must water deeply and thoroughly and on a regular schedule. Water pressure should be at a low trickle and water by the base of the plant, not from overhead. Water once a week. In hot temps., you may need to water twice/wk. In cool temps., water every 10-14 days. Begin in mid-May and end around Thanksgiving. Do not allow the plants to go bone dry or into the winter with dry roots!



ACER (MAPLES)-ACER (MAPLES)



A. palmatum 'Keiser'   'Keiser' Japanese Maple
HT: 4-5' at maturity Zone: 5-7 GH: Rounded
A 5 lobed red strap leaf with a vigorous growth habit. Holds red color extremely well into the hot summer months. Great specimen plant!



A. palmatum 'Kotohime'   'Kotohime' Japanese Maple
HT: 5-6' Zone 5-7 GH: Upright
The name means "Little Harp". Tiny leaves. New growth is bright rose or orange-red. Mature foliage is light green. Fall color is light yellow. Dense side branches.


A. palmatum 'Koto No Ito'   'Koto No Ito' Japanese Maple
HT: 6' at maturity Zone: 5-7 GH: Upright
A DWARF Japanese Maple that reaches maturity in 10-12 years. The first set of leaves are long green "ribbons" and the second set resembles strap leaves. Unusual feathery texture gives it an airy appearance as branches mound over each other. The name translates to "Harp Strings".

A. palmatum 'Kurui Jishi'   'Kurui Jishi' Japanese Maple
HT: 5-6' Zone: 5-7 GH: Upright
The name means "Confused Lion". Similar to 'Okushimo' only this is a DWARF. Green leaves appear to be star shaped, rolled and clustered. Easy to grow in average soils.

A. palmatum 'Mikawa Yatsubusa'   'Mikawa Yatsubusa' Japanese Maple
HT: 4-5' at maturity Zone: 5-7 GH: Dense
A very DWARF plant with bright green leaves that overlap each other like "shingles on a roof". New leaves are yellow-green, while mature leaves sport a bright red thin line on the margins. The appearance is a dense, multi-branched compact plant.



A. palmatum 'Okushimo'   'Okushimo' Japanese Maple
HT: 12-15' at maturity Zone: 5-7 GH: Upright & vase shaped
The name translates to "Salt & Pepper" Maple. It has odd shaped "crested" leaves that appear to be "rolled". Medium green color. Golden fall color.



A. palmatum dissectum 'Orangeola'   'Orangeola' Japanese Maple
HT: 6' at maturity Zone: 5-7 GH: Cascading & rounded
New cutleaf orange-red growth turns a rich red-green in summer followed by a mid summer push of orange color that overlays red-green leaves. Fall color is a fiery orange-red. Stunning in fall. Vigorous grower.



 Japanese Maples do not assimilate nitrogen and other chemicals very well. We never apply any type of fertilizer or pesticide to them! Go organic-use compost and Harwood Bark Mulch.



Acer (Maples)-Acer (Maples)



A. palmatum dissectum 'Red Filigree Lace'   'Red Filigree Lace' Japanese Maple
HT: 6' in 20 years Zone: 5-7 GH: Weeping
Best known for its fine and lace cut leaves. Graceful weeping habit. It is the most cutleaf of all the dissectums. Red-maroon color holds well throughout the year.



A. palmatum 'Red Dragon'   'Red Dragon' Japanese Maple
HT: 4' Zone: 5-7 GH: Cascading
An outstanding plant for areas where a delicate texture is desired to soften the landscape. Graceful slender branches cascade down showing off mounds of cutleaf red leaves. Will not lose color in summer.


A. palmatum 'Red Star'   'Red Star' Japanese Maple
HT: 3' Zone: 5-7 GH: Twiggy & bushy
A small leafed DWARF plant with red leaves. New growth comes out bright red! The color contrast is striking against maroon colored older leaves.

A. palmatum 'Ryuzu'   'Ryuzu' Japanese Maple
HT: 4-5' Zone: 5-7 GH: Shrub
A DWARF compact tree that is usually no more than 4-5' in 10 years. Name means "Ornamental Dragon's Head". New growth is light pink with the margins often being brick red in color. Fall color is orange-red.


A. palmatum 'Sharps Dwarf Pygmy'   'Sharps Dwarf Pygmy' Japanese Maple
HT: 3-4' at maturity Zone: 5-7 GH: Low & Spreading
An outstanding DWARF green variety. It is a very dense plant with tiny leaves. Excellent choice for a small garden, rock garden or container. Fall color is deep orange to scarlet.


A. palmatum 'Shishigashira'   'Lion's Mane' Japanese Maple
HT: 6-8' Zone: 5-7 GH: Upright & vase shaped
Tiny green leaves are tightly clustered and sometime curled. Slow growing. An excellent choice for small areas where some height is desired. Fall color is golden with crimson highlights. Use close to house or patio area. A very old clone.


A. palmatum dissectum 'Toyama Nishiki'   'Toyama Nishiki' Japanese Maple
HT: 5-6' Zone: 5-7 GH: Rounded
A dissectum with unusual leaf color and variegation. Purple-red to greenish-red colors are splashed with pink and white variegation to varying degrees on each leaf. Color is best in partial shade.


 Japanese Maples are one of the most diverse groups when considering leaf color and texture. Height ranges from 3' to 20' at maturity.


PINUS (Pine)-PINUS (Pine)


P. sylvestris 'Beuvronensis'  'Beuvronensis' Scotch Pine
HT: 3' Spread: 5' Zone: 3-7 GH: Flattened globe
Grey-green needles on a DWARF globe. Grows only 2-4" per year. Used as a foundation plant. Very hardy and tough.


P. sylvestris 'Fastigiata'  Fastigate Scotch Pine
HT: 10' Spread: 2' Zone: 3-7 GH: Fastigate
Narrow, upright form of Scotch Pine. Used as a living screen and in areas where space is very limited but height is desired. Blue-green needles. Very tough.

P. sylvestris 'Gold Coin'  'Gold coin' Scotch Pine
HT: 4-5' Zone: 3-7 GH: Squatty pyramid
One of the best winter yellow colors for a pine. Needles are lime green in the summer. Nice plant for close to house--we have one right outside our back door.


P. sylvestris 'Hillside Creeper'  'Hillside Creeper' Scotch Pine
HT: 18" Spread: 6' Zone: 3-7 GH: Prostrate
This plant will grow on top of the ground. Green in summer, the needles will have a yellowish cast to them in winter. Similar to P. sylvestris 'Albynn's'.

P. sylvestris 'Mitsch's Weeper'  'Mitsch's Weeper' Scotch Pine
HT: 4' Spread: 6' Zone: 3-7 GH: Weeping unless staked
Weeping green form. Orange peely bark. Needles twist in groups at stems. Must be staked to develop a main leader, otherwise it will be prostrate.



P. sylvestris 'Moseri'  'Moseri' Scotch Pine
HT: 4-5' Zone: 3-7 GH: Pyramidal
Very similar to P. sylvestris 'Virdis Compacta' only this plant turns bright yellow in winter. New needles are short and tufted while older growth is longer. Very tight.


P. sylvestris 'Nesbit Aurea'  'Nesbit Aurea' Scotch Pine
HT: 3' Zone: 3-7 GH: Pyramidal
A DWARF yellow plant in the winter that turns lime green in the summer. Similar to P. sylvestris 'Gold Coin'.

P. sylvestris 'Vargguld'  'Vargguld' Scotch Pine
HT: 4-5' in 20 years Zone: 3-7 GH: Irregular pyramid
A yellow banded needle form of Scotch Pine that retains its color all year. Slow growing. Very tough.


 Scotch Pines are known for their extreme hardiness. They need dry soil and full sun. A wide variety of colors and heights!

PINUS (Pine)-PINUS (Pine)



P. strobus 'Pendula' Weeping White Pine
HT: 8-10' Zone: 4-7   GH: Weeping
A graceful weeping plant with a soft texture. Can grow 18" per year. Sometimes needs to be staked to develop a central leader. Makes a great specimen plant!

P. strobus 'Sea Urchin' 'Sea Urchin' White Pine
HT: 18" Zone: 4-7   GH: Mound
A DWARF blue-green plant. Grows only about 2" per year.

P. strobus 'Tiny Kurls' 'Tiny Kurls' White Pine
HT: 3' Spread: 3' Zone: 4-7   GH: Round globe
Similar to *P. strobus* 'Green Twist' only this plant is slightly larger. We like it better!


P. strobus 'Umbraculifera' Dwarf Globe White Pine
HT: 4' Spread: 6' Zone: 4-7   GH: Flattened globe
A DWARF globe white pine that is commonly used as foundation plant. Very hardy. Very attractive. Soft texture. Grows 1-3" per year.

P. strobus 'Wiggles' 'Wiggles' White Pine
HT: 3' Spread: 3' Zone: 4-7   GH: Round ball
Branches are somewhat contorted and the needles are slightly contorted.


P. strobus 'Vanderwolf's Pyramidal' 'Vanderwolf's Pyramidal White Pine
HT: 8-10' Zone: 4-7   GH: Pyramidal
Dense blue-green needles. Faster growing than other white pines.

PINUS SYLVESTRIS (Scotch Pine)



Pinus sylvestris 'Albynn's' 'Albynn's Scotch Pine
HT: 18" Spread: 6' Zone: 3-7  GH: Prostrate
Best prostrate form of Scotch Pine. Crawls like a mat on the ground. Blue-green needles. Prefers dry soil. Very tough.

P. sylvestris 'Aurea' 'Aurea' Scotch Pine
HT: 3-4' Zone: 3-7  GH: Upright & pyramidal
Lime green summer color turns bright yellow in winter. Nice accent plant.



P. sylvestris 'Beacon Hill' 'Beacon Hill' Scotch Pine
HT: 2' Spread: 3' Zone: 3-7  GH: Globe
A DWARF plant. Short blue-green needles. Good foundation plant. Very tough.



 We recommend double processed Hardwood Bark Mulch. It is black in color and shredded. It helps keep soil temperatures and moisture at consistent levels.

ACER (Maple)-AESCULUS (Buckeye)



A. palmatum 'Tsuma Beni' 'Tsuma Beni' Japanese Maple
HT: 3-4' at maturity Zone: 5-7   GH: Rounded bush
Spring leaf color is dramatic! Purplish margins compliment light green leaves. Color lasts into summer and the fades to a shiny green. Fall color is reddish. Slow growing. DWARF.




A. palmatum 'Villa Taranto' 'Villa Taranto' Japanese Maple
HT: 5-6' Zone: 5-7   GH: Upright & rounded
Found in Villa Taranto, Palaza, Italy. A strap leaf form. New growth is orange/crimson and later becomes green with reddish overtones.

A. shirasawanum 'Aureum' 'Golden Full Moon' Maple
HT: 8-10' Zone: 5-7   GH: Upright & layered
This plant has unusual yellow green leaves that almost glow. Fall color is a spectacular red/orange. Distinctive layering of branches gives this plant a unique effect.

A. shirasawanum 'Autumn Moon' 'Autumn Moon' Maple
HT: 8-10' Zone: 5-7   GH: Upright & layered
Leaves are burnt orange in color with a pale green "undercoat". Excellent small accent tree. Tolerates heat well. Fall color is a rich red/orange. Full sun is best but will grow in partial shade, though the color will vary. Can be pruned and kept at a smaller size.

AESCULUS (Buckeye)

Aesculus pavia Red Buckeye
HT: 8' Spread: 6' Zone: 3-7   GH: Upright shrub
Native to Ohio. Bright red flowers appear in mid May and stand upright on sturdy stalks. Humming birds love the red color and tubular shape flowers! Leaves are dark green and may scorch and drop hot in summers. Buckeye nut production can range from just a handful to a small bucket full.

A. parviflora Bottle Brush Buckeye
HT: 10' Spread: 6-8' Zone: 3-7    GH: Bushy shrub
Large white blooms stand upright and resemble round, full bottle bushes. Attracts hummingbirds and humming bird moths. Grows and blooms well in deep shade to full sun. Can be pruned and kept at a smaller size. A few Buckeye nuts are produced.






Japanese Maples will grow in full sun to partial shade conditions. Generally, red leafed Japanese Maples have the best color in full sun, while variegated Japanese Maples will have their best color if planted in partial shade that offers some protection from the hot afternoon sun in summer.



CHAMAECYPARIS (Chamaecyparis)-CHAMAECYPARIS (Chamaecyparis)



PINUS (Pine)-PINUS (Pine)



CHAMAECYPARIS



Cham. obtusa 'Coraliformis Nana'   Contorted Chamaecyparis
HT: 10-12' Zone: 4-7 GH: Pyramidal
The twisted flat branches of this Chamaecyparis makes it a garden curiosity! Excellent choice for tough situations. These have survived the winter in pots on our lot!

Cham. obtusa 'Magnifica'   'Magnifica' Chamaecyparis
HT: 8-10' Zone: 4-7 GH: Pyramidal
Lime green sprays of foliage. Very hardy. Use alone as a specimen or in small groups.


Cham. obtusa 'Nana'   Dwarf False Hinoki Cypress
HT: 3' Zone: 4-7 GH: Pyramidal
A favorite among gardeners! It is very slow growing and has deep rich green foliage. The foliage is so dense that the branches are seldom seen. A smart choice for rock gardens, small areas or confined areas!


Cham. obtusa 'Nana Gracilis'   False Hinoki Cypress
HT: 4-5' Zone: 5-7 GH: Pyramidal
Widely used in the industry, this is a DWARF plant that has dark green twisted foliage. Small round plant become loose, upright and pyramidal shape with maturity.

Cham. obtusa 'Rigid Dwarf'   'Rigid Dwarf' Cypress
HT: 5' Zone: 5-7 GH: Pyramidal
Dark green sprays of "cup" shaped foliage that are fun to touch. Grows 4-8" per year. Interesting year round texture. Excellent choice for small areas.



Cham. obtusa 'Split Rock'   'Split Rock' Chamaecyparis
HT: 3-4' Zone: 5-7 GH: Dense pyramidal
Terrific blue green color! Foliage changes texture as plant matures from awl ("Juniper like", sticky) to flat sprays. Grows 3-6" per year. A garden curiosity!

Cham. pisifera 'Snow'   'Snow' Chamaecyparis
HT: 2-3' Spread: 2-3' Zone: 5-7 GH: Spreading
New growth on tips is pure white in spring. Foliage appears to be coarse but actually is very soft. Beautiful feathery texture! We have these by our deck in the back.



 Chamaecyparis are best known for their diversity in colors, textures, sizes and uses in the landscape. We use them all of the time in our designs.

 Kousa and Kousa Dogwood hybrids adapt well to clay soils and will grow well in full sun to partial shade conditions. Unlike the American Dogwoods, this group of plants have no known serious pests or diseases to date.

PINUS STROBUS (White Pine)


Pinus strobus 'Bennet Clump Leaf' or 'Porcupine'   'Bennet Clump Leaf' or 'Porcupine' White Pine
HT: 8-10' Zone: 3-7 GH: Upright
Needles appear to be "glued" together to resemble one needle, giving it an unusual texture. Grows 12" per year.

P. strobus 'Bennet Oculus Draconis'   'Dragon's Eye White Pine
HT: 3' Zone: 3-7 GH: Irregular pyramid
Yellow bands on green needles. Slow growing, only 4" per year. Nice accent plant.

P. strobus 'Contorta'   Contorted White Pine
HT: 8' Zone: 3-7 GH: Upright
Soft green-white needles curl and twist in all directions giving it a very unusual appearance. Grows 8-12" per year. Good anchor plant. Can be pruned to shape.


P. strobus 'Fastigiata'   Fastigate White Pine
HT: 12' Spread: 3-4' Zone: 4-7 GH: Fastigate
A narrow columnar form that makes an effective screen in limited space areas.

P. strobus 'Green Twist'   'Green Twist' White Pine
HT: 18" Spread: 3' Zone: 3-7 GH: Flat globe
A witch's broom of P. strobus 'Contorta'. Tiny branches and needles. DWARF.

P. strobus 'Hillside Winter Gold'   'Hillside Winter Gold' White Pine
HT: 10' Zone: 4-7 GH: Upright & columnar
This form has a bright gold color in winter and then turns green in the summer. Use in areas where height is desired, but space is limited.


P. strobus 'Horsford'   'Horsford' White Pine
HT: 2' Spread: 3' Zone: 4-7 GH: Flattened globe
Tiny green needles on a very compact plant. Good foundation plant. DWARF.

P. strobus 'Little Giant'   'Little Giant' White Pine
HT: 3' Spread: 4' Zone: 4-7 GH: Flattened globe
A compact globe shape with dark green needles. Nice accent or foundation plant.



 Our Eastern White Pine is very adaptable to clay/average soils. It is a (5) needle pine, meaning that there are (5) needles in each leaf bundle. The long, soft needles are medium green in color and "soften" the landscape's features. They will tolerate partial shade and somewhat damp, but not wet, soil conditions.

PINUS (Pine)-PINUS (Pine)


PINUS PUMILA (Japanese Stone Pine)

Pinus pumila 'Glauca'   Japanese Stone Pine
HT: 3' Spread: 3' Zone: 3-6 GH: Rounded, flat top
Similar to the straight species except that this plant is bluer in color. Very tough and adaptable to extreme wind. Good foundation plant.


P. pumila 'Glauca Nana'   Dwarf Japanese Stone Pine
HT: 18" Spread: 18" Zone: 3-6 GH: Rounded ball
A DWARF form. Very slow growing. Nice accent plant. Adapts to extreme wind.

P. pumila 'True Blue'   'True Blue' Japanese Stone Pine
HT: 2' Spread: 3' Zone: 3-6 GH: Rounded ball
Nice blue color in a rounded small shape. Intermediate in size between 'Glauca' and 'Nana'. Very tough. Will tolerate high winds.



PINUS RESINOSA (Red Pine)



Pinus resinosa 'Don Smith'  'Don Smith' Red Pine
HT: 3' Spread: 5' Zone: 3-7 GH: Rounded
Dense globe evergreen with stiff dark green needles. A little wider than it is tall. Similar to *P. densiflora* 'Low Glow'. Very tough.


P. resinosa 'Ruby's Upright'  'Ruby's Upright' Red Pine
HT: 10' Spread: 3' Zone: 3-7 GH: Columnar
A fastigate form of our American Red Pine. Long dark green needles on a tight form.

P. resinosa 'Wissota'  'Wissota' Red Pine
HT: 6-8' Zone: 3-7 GH: Tight pyramid
Very dense Christmas tree shape. Dark green color. Slower growing than most pines. Long stiff needles like Austrian Pine.


PINUS STROBIFORMIS (Southwestern White Pine)


Pinus strobiformis 'Coronado'   'Coronado' Dwarf Southwestern White Pine
HT: 3' Spread: 4' Zone: 5-7 GH: Globe
A DWARF plant. Blue-green needles on a nice globe form. Little pruning is needed for this plant to keep its shape. Use as a foundation or specimen plant.

P. strobiformis 'Undulata'   'Undulata' Southwestern Pine
HT: 4' Spread: 4' Zone: 5-7 GH: Globe
A larger globe shaped plant. The needles are similar to Contorted White Pine in that they may twist, turn and curl. Use as a foundation or specimen plant.



 Japanese Stone Pines VERY hardy and will tolerate extreme winds.



CHAMAECYPARIS (Chamaecyparis)-CORNUS (Dogwood)

Cham. pisifera filifera 'Aurea Nana'  Dwarf 'Gold Mops' Chamaecyparis
HT: 2' Spread: 3' Zone: 5-7 GH: Rounded mound
Intense yellow "rope" like foliage adds instant color! A DWARF form of the popular Gold Mops'. Very tough and durable. Great foundation plant.



Cham. pisifera 'Gold Spangle'  'Gold Spangle' Chamaecyparis
HT: 8-10' Zone: 5-7 GH: Upright & pyramidal
A sport of 'Gold Mops' only this is an upright pyramid. Yellow foliage is arranged in dense flat sprays. Grows 8-12" per year. Good accent plant.



CHIONANTHUS (Fringetree)


Chionanthus retusus   Chinese Fringetree
HT: 20' Zone: 5-7 GH: Upright
There appears to be a northern and a southern form, we only grow the northern form. A small tree with glossy dark green leaves. Fragrant panicles are upright above the foliage in late May to early June. Mature bark is brown and shredded. Fall color is yellow. Not widely available.

Chionanthus virginiana   American Fringetree
HT: 10' at maturity Zone: 3-7 GH: large shrub/small tree
Fragrant white blooms hang down from branches just as the leaves are emerging. Blooms mid to late May. Blooms are very delicate and "fringe" like in appearance. One of Thomas Jefferson's favorite plants. Can be grown single or multistem. Can be pruned and kept at a smaller size. Yellow fall color.



CORNUS (Dogwood)


Cornus officinalis   Japanese Cornelian Cherry Dogwood
HT: 15-20' Zone: 4-7 GH: Upright & rounded
Similar to the European Cornelian Cherry Dogwood, except that this plant has more clusters of yellow flowers and better exfoliating bark. Edible red fruit. As it matures, it becomes as tall as it broad and more rounded. Striking year round!



Cornus mas   European Cornelian Cherry Dogwood
HT: 15-20' Zone: 4-7 GH: Upright & rounded
Clusters of bright yellow flowers in mid April. Bark exfoliates with age. Edible bright red berries. Can be grown single or multistem. As it matures, it becomes as tall as is broad and more rounded. Offers year round appeal!



 American Dogwoods are susceptible to Anthracnose, a fungal disease that is certain to kill them. All of the Kousa and Kousa hybrid types are resistant to the disease.



CORNUS (Dogwood)-CORNUS (Dogwood)



Cornus mas 'Variegata'   Variegated European Cornelian Cherry Dogwood
HT: 15-20' Zone: 4-7 GH: Upright & rounded
Has all of the same characteristics of Cornus mas except that leaves are variegated with white margins with a green center. Does best in partial shade.

Cornus Kousa   Kousa Dogwood
HT: 15-20' Zone: 4-7 GH: Upright
Bright white blooms on dark green leaves is the main attribute of Kousa Dogwoods.
Easy to grow. Reddish fall color.

Cornus x Kousa 'All Summer'   'All Summer' Kousa Dogwood
HT: 15-20' Zone: 4-7 GH: Upright
This is a white blooming small to medium sized Kousa Dogwood. The bloom time is sporadic throughout the summer, hence the name.


Cornus x Kousa 'Beni Fuji'   'Beni Fuji' Kousa Dogwood
HT: 25-30' in 15 years Zone: 4-7 GH: Upright
A Kousa with a red bloom in late May. Bloom color starts out greenish white and then begins to color up. New foliage has a reddish color in spring and the fall color is red-orange. Disease and pest resistant.

Cornus x Kousa 'Gold Star'   'Gold Star' Kousa Dogwood
HT: 15-20' Zone: 4-7 GH: Upright
Striking yellow mid ribs with green margins. White blooms are eye catching against the variegated foliage. A great choice for close to the house.



Cornus x Kousa 'National'   'National' Kousa Dogwood
HT: 15-20' Zone: 4-7 GH: Upright
Best known for its larger white blooms--larger than any other Kousa. A prolific bloomer, this tree is a stand out in any landscape!



Cornus x Kousa 'Samaritan'   'Samaritan' Kousa Dogwood
HT: 15' Zone: 4-7 GH: Upright
'Samaritan' is similar to 'Wolfeye' in variegation--wavy white margins with a green center. Fall color is rose-pink. It is a more vigorous grower than 'Wolfeye'.

Cornus x Kousa 'Satomi'   'Satomi' Kousa Dogwood
HT: 15-20' Zone: 4-7 GH: Upright
A pink blooming Dogwood that is similar to 'Beni Fuji' in all other characteristics.

 Kousa Dogwoods bloom late May to early June. Small in stature, they are an excellent choice for close to the house, deck or patio area.



PINUS (Pine)-PINUS (Pine)



P. parviflora 'Miwaku'   'Miwaki' Japanese White Pine
HT: 4-5' Zone: 4-7 GH: Upright
A small needled plant that is very stiff and upright. Good for rock garden and Bonsai.

P. parviflora 'Ogon Janome'   'Ogon Janome' Japanese White Pine
HT: 3-4' Zone: 4-7 GH: Upright
Needles are grey-green with a yellow band on them. Sometimes referred to as the 'Dragon's Eye' of the Japanese White Pines. Nice accent plant!


P. parviflora 'Shizula Goten'   'Shizula Goten' Japanese White Pine
HT: 4' Zone: 4-7 GH: Upright
Compact growth. Very blue-green foliage.


P. parviflora 'Templehof'   'Templehof' Japanese White Pine
HT: 12-15' Zone: 4-7 GH: Upright
A vigorous and faster growing form of Japanese White Pine. Very blue color! Needles are not twisted.


P. parviflora 'Tani Mano Uki' or 'Tanimano-yuki'   'Tani Mano Uki' or 'Tanimano-yuki' Japanese White Pine
HT: 18" Spread: 3' Zone: 4-7 GH: Low mound
Also called Japanese Snow Pine. New candles are pink colored, then new needles are white, giving it a "snow like" appearance. Needles turn green in summer. Very slow growing, only 2-3" per year. Plant in light shade. Nice accent plant. DWARF.

P. parviflora 'Venus'   'Venus' Japanese White Pine
HT: 5' Zone: 4-7 GH: Upright
Needle color is grey-green. Cones at an early age. Narrow habit.



PINUS PEUCE (Macedonian Pine)


Pinus peuce 'Arnold's Dwarf'  'Arnold's Dwarf' Macedonian Pine
HT: 3' Zone: 4-7 GH: Conical
A DWARF green form. Very dense and slow growing. Very hardy. Long needles.



P. peuce 'Winter Gold'  'Winter Gold' Macedonian Pine
HT: 5' Spread: 4' Zone: 4-7 GH: Irregular pyramid
Outstanding yellow color in winter, then turning greenish blue in summer. Long needles, slow growth, very hardy.



 Japanese White Pine group has some of our favorite plants due to their diversity in growth habits and needle color. They are great anchor plants for the landscape and almost every landscape we install, has at least one!



PINUS (Pine)-PINUS (Pine)



P. parviflora 'Fubuki Nishiki'   'Fubuki Nishiki' Japanese White Pine
HT: 4' Zone: 4-7 GH: Upright
A variegated variety of Japanese White Pine with yellow, white & greenish-blue colored needles. Grows about 4" per year. New in trade. Height is estimated.

P. parviflora 'Fukai'   'Fukai' Japanese White Pine
HT: 4-5' Zone: 4-7 GH: Upright & irregular
Unusual variegation--green needles have yellow bands on them. Grows 8" per year. Nice accent plant.

P. parviflora 'Gimborn's Ideal'   'Gimborn's Ideal' Japanese White Pine
HT: 8-10' in 20 years Zone: 4-7 GH: Upright & irregular
Selected for its branching habit--all of the branches turn upwards. Nice blue-green foliage. Grows 8-10" per year--a little slower growing than 'Glauca'. Specimen plant.

P. parviflora 'Glauca'   'Glauca' Japanese White Pine
HT: 6-8' Zone: 4-7 GH: Pyramidal & irregular
Needles are twisted, cones appear at a young age. Grows in a "bonsai" like habit. Needles grow in clusters at the nodes. Light grey bark. Nice specimen plant!

P. parviflora 'Goldyllocks'   'Goldyllocks' Japanese White Pine
HT: 18" Zone: 4-7 GH: Upright & rounded
A bright yellow plant that adds instant color to the landscape. DWARF. Needles are dwarf as well. Grows 3-4" per year.

P. parviflora 'Hagarumo'   'Hagarumo' Japanese White Pine
HT: 18" Spread: 3' Zone: 4-7 GH: Round
Tiny needles--only 1/4" long. Slow growing. Most commonly used in troughs, rock gardens and Bonsai. Green color. DWARF.



P. parviflora 'Hikari'   'Hikari' Japanese White Pine
HT: 3-4' Zone: 4-7 GH: Upright
Short needled form. Stays fairly small.



P. parviflora 'Kimigamine'   'Kimigamine' Japanese White Pine
HT: 4' Spread: 3' Zone: 4-7 GH: Upright
A very DWARF form of Japanese White Pine with very short needles. Color is blue-green. A little taller than it is wide. Nice accent plant.





We have a large selection of dwarf plants in unusual colors & growth habits.
Dannaher Landscaping 740-965-3789 or 740-972-0318



CORNUS (Dogwood)-FAGUS (Beech)



Cornus x Kousa 'Stellar Pink'   'Stellar Pink' Kousa Dogwood
HT: 15-25' in 15 years Zone: 4-7 GH: Upright
Beautiful pink blooms in late May, but newly transplanted trees may take a while to develop their blooms to pink. One of the more widely available pink Kousas.



Cornus x Kousa 'Wolfeye'   'Wolfeye' Kousa Dogwood
HT: 15-20' Zone: 4-7 GH: Upright
An attractive plant with wavy white margins and green leaf centers. Star shaped white flowers. Resists scorching. Adapts well to clay soil. No pests or diseases.



Cornus x Kousa Chinese 'Variegated Elizabeth Lust Garden Weeping'   'Variegated Elizabeth Lust Garden Weeping' Kousa Dogwood
HT: Stake Zone: 4-7 GH: Weeping
A variegated form of weeping Kousa Dogwood. White margins with a green mid-rib. White blooms in June.

FAGUS (Beech)



F. grandiflora 'Cameron'   'Cameron' Beech
HT: 4' Spread: 20' Zone: 3-7 GH: Broad & weeping
Found in Columbus, Ohio this plant has a weeping habit with very strong lateral branches. Very short in stature, but very broad, so give it plenty of room to spread.



F. grandiflora 'Diamond Bark'   'Diamond Bark' Beech
HT: 20' Zone: 3-7 GH: Upright & oval
Discovered at Ferncliff Cemetery in Springfield, Ohio. Rugose bark in a diamond pattern set this plant apart from other Beeches. It is unknown exactly when the bark characteristics appeared and if they are stable. The plant is currently in the process of being propagated. The original tree was damaged during the winds of hurricane Ike in September 2008--half of the tree split.



F. sylvatica 'Ansoergei'   'Ansoergei' Beech
HT: 20' Zone: 3-7 GH: Pyramidal
A unique cutleaf Beech with long "ribbon" like leaves measuring 1/2" wide and 6" long. Leaf color is a deep maroon/purple. Very slow growing, only 3" per year.



F. sylvatica 'Asplenifolia'   'Asplenifolia' Beech
HT: 20-30' Zone: 3-7 GH: Upright & oval
A green cutleaf Beech with a typical European growth habit. Leaves are wider than 'Mercedes'.



FAGUS (Beech)-FAGUS (Beech)



F. sylvatica 'Aurea Pendula' Weeping Yellow Beech
HT: Stake Zone: 3-7   GH: Prostrate
Pure yellow leaves are the outstanding characteristic of this plant. Best in partial shade to prevent scorching. It will grow completely prostrate unless it is staked.

F. sylvatica 'Cristata' 'Cristata' Beech
HT: 20-30' Zone: 3-7   GH: Upright & oval
A unique form of cutleaf English Beech. Sometimes called 'Curled Leaf' Beech because the new growth "unfurls" in tight clusters of dark green leaves.


F. sylvatica 'Mercedes' 'Mercedes' Beech
HT: 10' in 20+ years Zone: 3-7   GH: Shrub like
Considered to be one of the most cutleaf forms. Green narrow leaves similar to 'Ansgorgei' only this plant is more shrub-like with numerous small twigs.
Slow growing.

F. sylvatica 'Rotundifolia' Roundleaf European Beech
HT: 20-30' Zone: 3-7   GH: Broad & oval
Small rounded leaves measure about the size of a dime. Leaf color is dark green. A beautiful plant!

F. sylvatica 'Purple Fountain' 'Purple Fountain' Weeping European Beech
HT: 30' Zone: 3-7   GH: Upright & weeping
Deep purple thick leaves hang from long cascading branches. It has a more well defined central leader from which the branches weep. A beautiful specimen plant in the landscape.

F. sylvatica 'Tricolor' aka 'Roseomarginata' 'Tricolor' Beech
HT: 40' in 25 years Zone: 3-7   GH: Upright & broad
A majestic tree known for its leaf color of pink, cream, maroon and green. Color intensity varies with temperature--prefers light shade. In high temperatures, color will fade to deep maroon-green. May scorch the first few years it is planted. We have one planted in our deck, close to the house!

F. sylvatica 'Tortulosa' Contorted European Beech
HT: 8' Spread: 6-8' Zone: 3-7   GH: Upright & broad
Branches twist and turn for an unusual winter effect. It tends to be wider than it tall, so give it room to spread in the landscape. Excellent winter effect!

 The Beeches are a hardy lot! Sturdy leaves hold up well throughout the year and the bark is smooth and grey.

PINUS (Pine)-PINUS (Pine)



P. mugo 'Gnome' 'Gnome' Mugo Pine
HT: 3' Spread: 4' Zone: 3-7  GH: Flattened globe
Needle length is about 2". Dark green color. Good foundation plant. DWARF.



PINUS NIGRA (Austrian Pine)



Pinus nigra 'Arnold's Sentinal' 'Arnold's Sentinal' Austrian Pine
HT: 12' Spread: 3' Zone: 4-7  GH: Fastigiate
An upright columnar form of Austrian Pine. Use as a specimen or in confined areas.


P. nigra 'Bambino' 'Bambino' Austrian Pine
HT: 3' Spread: 3' Zone: 4-7  GH: Globe
A DWARF variety. Good choice as a foundation plant or for small areas. Very tough.

PINUS PARVIFLORA (Japanese White Pine)



Pinus parviflora 'Adcock's Dwarf' 'Adcock's Dwarf' Japanese White Pine
HT: 3' Spread: 3' in 15 years Zone: 4-7   GH: Round
A DWARF compact form. Grows only 1-3" per year. Two tone needles have a slight twist. Most commonly used in rock gardens, troughs, and Bonsai. Best in full sun.

P. parviflora 'Ara Kawa' 'Ara Kawa' Japanese White Pine
HT: 4' Zone: 4-7   GH: Upright & wind swept
Name translates to "the warted one" after the characteristics of the mature bark. Slow growing. Used in Bonsai or in collections. Unusual "wind swept" habit.


P. parviflora 'Bergman' 'Bergman' Japanese White Pine
HT: 4-5' Zone: 4-7   GH: Upright & Bonsai like
Considered to be the best parviflora due to its intense blue green, bushy twisted needles. Grows 4-8" /year. Prune candles to shape. Use as a specimen anchor plant.

P. parviflora 'Bonnie Bergman' 'Bonnie Bergman' Japanese White Pine
HT: 4' Zone: 4-7   GH: Irregular pyramid
A DWARF compact form. Blue needles are 1 1/2" long. Nice accent plant.


P. parviflora 'Dr. Landis' 'Dr. Landis' Japanese White Pine
HT: 3' Spread: 5' Zone: 4-7   GH: Upright & pyramidal
A bright yellow color! Similar to *P. parviflora* 'Goldyluck's' in habit. Slow growing.


P. parviflora 'Early Cones' 'Early Cones' Japanese White Pine
HT: 6-8' Zone: 4-7   GH: Pyramidal
As the name implies, this plant has many cones at a very early age. Irregular pyramidal shape. Nice blue-green foliage.

PINUS (Pines)-PINUS (Pines)


P. koraiensis 'Tabuliformis'  'Tabuliformis' Korean Pine
HT: 10-12' Zone: 4-7 GH: Upright & pyramidal
Long green needles. Fast growing. Cone have "wings" on them similar to pine-apples.

PINUS LEUCODERMIS (Bosnian Pine)



Pinus leucodermis 'Compact Gem'  'Compact Gem' Bosnian Pine
HT: 6' Zone: 4-7 GH: Pyramidal
DWARF form, very compact. Dark green long needles. Good fungal resistance.

P. leucodermis 'Green Bun'  'Green Bun' Bosnian Pine
HT: 3' in 15 years Zone: 4-7 GH: Pyramidal
DWARF. Unlike it's name, this is a pyramidal plant. Very slow growing and tough..

P. leucodermis 'Green Globe'  'Green Globe' Bosnian Pine
HT: 3' Spread: 3' Zone: 4-7 GH: Globe
DWARF. True to its name, it resembles a small ball. Good foundation plant.


Pinus leucodermis 'Schmidtii'  'Schmidtii' Bosnian Pine
HT: 2' Zone: 4-7 GH: Globe
Very slow growing, only about an 1" per year. MINIATURE. Big brown buds. Very dense and compact plant. Nice accent. Use in troughs, rock gardens and Bonsai.


PINUS MONTICOLA (Western White Pine)

Pinus monticola 'Rigby's Weeping'   'Rigby's Weeping' Western White Pine
HT: 5' Spread: 8' Zone: 5-7 GH: Weeping
A form similar to Pinus strobus 'Pendula' Gracefully weeps and branches laterally out. Blue-green needle. Grows 6" per year. Grows slower and branches more laterally out than our Eastern White Pine.

PINUS MUGO (Mugo Pine)



Pinus mugo 'Mini Mini'  'Mini Mini' Mugo Pine
HT: 2' Spread: 3' Zone: 3-7 GH: Flattened globe
An exceptional DWARF selection of Mugo Pine. Needles average 1/2" in length. Good foundation Bonsai, trough or rock garden plant.

P. mugo 'Valley Cushion'  'Valley Cushion' Mugo Pine
HT: 2' Spread: 3' in 20 years Zone: 3-7 GH: Round globe
Light green needles on this very DWARF Mugo. One of our favorites to use as a foundation or rock garden plant.



 **Dannaher Landscaping 740-965-3789 or 740-972-0318**



FAGUS (Beech)-GINKGO (Ginkgo)

F. sylvatica 'Tortulosa Purpurea'   Contorted European Purple Beech
HT: 8'-10' Spread: 6-8' Zone: 3-7 GH: Upright & broad
Same as contorted Beech only with purple/maroon leaves.


F. sylvatica 'Pendula'   Weeping European Beech
HT: 20' Zone: 3-7 GH: Upright & weeping
Sturdy smooth grey branches weep to the ground. Dark green leaves. A statuesque plant in time--very distinctive silhouette!



GINKGO (Ginkgo)



Ginkgo biloba 'Autumn Gold'   'Autumn Gold' Ginkgo
HT: 50-70' in 30 years Zone: 3-7 GH: Upright & oval
Matures into a nice shade tree in 10-15 years. Outstanding fall color! Grows 12-24" per year.


G. biloba 'Chi Chi'   'Chi Chi' Ginkgo
HT: 8-10' at maturity Zone: 3-7
An upright DWARF tree. Fall color is yellow. Leaves are regular sized. An excellent choice for small areas, near houses, decks or buildings. 5' in ten years.

Gi. biloba 'Everton'   'Everton' Ginkgo
HT: 3' Spread: 3' Zone: 3-7 GH: Round ball
A witch's broom from Germany. Regular sized leaves on a round DWARF tree.



G. biloba 'Jehoshaphat'   'Jehoshaphat' Ginkgo
HT: 4' Spread: 4' Zone: 3-7 GH: Upright & irregular
A DWARF irregular upright form of Ginkgo with regular sized leaves.



G. biloba 'Magyar'   'Magyar' Ginkgo
HT: 10-12' Zone: 3-7 GH: Upright & pyramidal
An upright pyramidal shape tree--more fastigiate than 'Autumn Gold', especially when young, but grows a bit faster than 'Autumn Gold'. Good street tree.

G. biloba 'Majestic Butterfly'   'Majestic Butterfly' Ginkgo
HT: 12-15' Zone: 3-7 GH: Upright
Absolutely beautiful!! The fan shaped leaf is split and resembles a butterfly's wings. This is a variegated form of 'Jade Butterfly' Growth rate is slower. Full sun is best for color. Difficult to find in the trade.



 We grow only the male form of Ginkgos, so there is no messy fruit. Fan shaped leaves turn yellow in fall and all drop within 3-5 days. It is an ancient deciduous conifer whose leaf imprints have been found in fossils.

GINKGO (Ginkgo)-HAMAMELIS (Witch Hazel)



Ginkgo biloba 'Munchkin'   'Munchkin' Ginkgo
HT: 2' Spread: 3' Zone: 3-7 GH: Shrub
A DWARF form of the Ginkgo tree with dime sized leaves. A sturdy little shrub that is wider than it is tall. Very slow growing, only 2-4" per year. A good companion plant to dwarf conifers and perennials. Yellow fall color.

G. biloba 'Spring Grove'   'Spring Grove' Ginkgo
HT: 3' Spread: 5' Zone: 3-7 GH: Round, flat globe
A DWARF globe plant that was found as a witch's broom. A good companion plant to dwarf conifers and perennials. Yellow fall color.



G. biloba 'Stupka Broom'   'Stupka Broom' Ginkgo
HT: 4' Spread: 4' Zone: 3-7 GH: Round
A tiny round ball with regular sized leaves. A good companion plant to dwarf conifers and perennials. Yellow fall color.


G. biloba 'Thelma'   'Thelma' Ginkgo
HT: 5' Spread: 7' Zone: 3-7 GH: Upright & broad
'Thelma' is another in a series of small witch's brooms. It is best know for its shape--an upright broad shrub. A good choice for small areas where some height is needed. Yellow fall color.

G. biloba 'Troll'   'Troll' Ginkgo
HT: 3' Spread: 3' Zone: 3-7 GH: Round
A little round ball with regular sized leaves. Slow growing. A good companion plant to dwarf conifers and perennials. DWARF. Yellow fall color.

G. biloba 'Variegata'   Variegated Ginkgo
HT: 10' Zone: 3-7 GH: Upright
Irregular patterns of yellow and green variegation on the leaves. Entire branches may be green, yellow or mixed. The degree of variegation may vary from year to year as well as which branches are variegated. Variegation may not be stable. Full sun is best for color. Yellow fall color.


HAMAMELIS (Witch Hazel)


Hamamelis x intermedia 'Aprodite'   'Aprodite' Witch Hazel
HT: 5' Spread: 4-5' Zone: 3-7 GH: Spreading
Crimped orange-red colored flowers with red-purple calyx. Overall color is burnt orange. Faint scent. Flowers late. Nice lateral spreading habit with age. Fall color is red-orange.

 Dannaher Landscaping 740-965-3789 or 740-972-0318


PINUS (Pine)-PINUS (Pine)

PINUS FLEXILIS (Limber Pine)


Pinus flexilis 'Cesarini'  'Cesarini' Limber Pine
HT: 8-10' Zone: 4-7 GH: Upright & narrow
Long powder blue needles on a columnar plant. Great choice for areas where height is needed, but a softer texture in desired and space is limited.


P. flexilis 'Dwarf Form'  'Dwarf Form' Limber Pine
HT: 4' Zone: 4-7 GH: Pyramidal
A DWARF form of Limber Pine. Grey-green needles. Good foundation plant.


P. flexilis 'Glauca Pendula'  Weeping Limber Pine
HT: 3' Spread: 6' Zone: 4-7 GH: Weeping
Blue-green needles on a weeping, prostrate plant. Nice specimen.


P. flexilis 'Temple'  'Temple' Limber Pine
HT: 10' Zone: 4-7 GH: Pyramidal
Smaller blue-green needles. Although it is an upright pyramid, it is not Christmas tree shape--it is "wind-swept". There is space between the branches.


PINUS KORAIENSIS (Korean Pine)

Pinus koraiensis 'Anna'  'Anna' Korean Pine
HT: 5' Zone: 4-7 GH: Upright & pyramidal
Long dark blue-green needles. Nice plant. Named after Chub Harper's late wife, Anna.



P. koraiensis 'Morris Blue'  'Morris Blue' Korean Pine
HT: 5' Zone: 4-7 GH: Upright & pyramidal
Found in the Morris Arboretum. Very similar to 'Anna' Korean Pine only needle color is silver-blue. Some say it is the best form of Korean Pine. Very tough. Very pretty.



P. koraiensis 'Rowe'  'Rowe' Korean Pine
HT: 3-4' Zone: 4-7 GH: Upright & pyramidal
A DWARF form of Korean Pine. Very rugged. Light, long green needles. Grows 4" per year.



P. koraiensis 'Silveray'  'Silveray' Korean Pine
HT: 10-12' Zone: 4-7 GH: Upright & pyramidal
Blue long needles are the main characteristic of this plant. Somewhat faster growing than other Korean Firs. Nice specimen!



 Limber Pines are one of our Western Pines. They usually have a "wind swept appearance and are very tough. Do not plant in wet soils. The Korean Pines have mostly a pyramidal habit, are very rugged and have long blue-green needles!

HAMAMELIS (Witch Hazel)-HAMAMELIS (Witch Hazel)

Ham. x intermedia 'Lansing' 'Lansing' Witch Hazel
HT: 6' Spread: 6' Zone: 3-7   GH: Rounded bush
Overall color is a deep coppery red. The scent is faint. Blooms mid winter. Fall color is orange-red.



Ham. x intermedia 'Limelight' 'Limelight' Witch Hazel
HT: 5' Spread: 5' Zone: 3-7   GH: Rounded bush
Pale yellow crimped flowers in late winter. The scent is faint. A moderately vigorous grower. Fall color is yellow-orange.



Ham. x intermedia 'Moonlight' 'Moonlight' Witch Hazel
HT: 6' Spread: 6' Zone: 3-7   GH: Rounded bush
Pale sulfur colored flowers in mid winter that are sweetly scented. Fall color is yellow-orange.

Ham. x intermedia 'Orange Beauty' 'Orange Beauty' Witch Hazel
HT: 6-8' Zone: 3-7   GH: Rounded bush
Slightly twisted flowers are yellow-orange with a dark purple-red calyx. The overall effect is a strong orange. Fall color is yellow-orange. Growth habit is vase shape when young.

Ham. x intermedia 'Pallida' 'Pallida' Witch Hazel
HT: 6' Spread: 5' Zone: 3-7   GH: Rounded bush
Good sulfur colored yellow flowers in mid to late winter. The scent is strong and sweet! It is a little taller than it is wide. Yellow fall color.


Ham. x intermedia 'Primavera' 'Primavera' Witch Hazel
HT: 6' Spread: 6' Zone: 3-7   GH: Rounded bush
Clear bright yellow flowers in mid to late winter. Lightly scented. Yellow fall color.


Ham. x intermedia 'Ruby Glow' 'Ruby Glow' Witch Hazel
HT: 6-8' Zone: 3-7   GH: Rounded bush
Slightly curled and crimped red flowers are slightly fragrant. Blooms in mid to late winter. The calyx is red-purple with the overall color effect being a dull red. Fall color is purple red. Vase shaped when young.


Ham. x intermedia 'Strawberries and Cream' 'Strawberries and Cream' Witch Hazel
HT: 8' Spread: 8' Zone: 3-7   GH: Rounded bush
Overall color is pale yellow and red bicolor flowers. Scent is faint. Blooms mid winter. A vigorous grower.

PINUS (Pine)-PINUS (Pine)


PINUS CEMBRA (Swiss Stone Pine)

Pinus cembra 'Chalet' 'Chalet' Swiss Stone Pine
HT: 4-5' Zone: 4-7  GH: Upright & columnar
Blue green needles on a narrow upright plant. Use in areas as a screen, accent or where height is desired but space is limited.


P. cembra 'Glauca Compacta' Dwarf Blue Swiss Stone Pine
HT: 5' Zone: 4-7  GH: Upright & pyramidal
Tight branching on this plant gives it a dense appearance. Blue green needle color.


P. cembra 'Silver Sheen' 'Silver Sheen' Swiss Stone Pine
HT: 4' Zone: 4-7  GH: Upright & pyramidal
Very blue needle color for a Swiss Stone Pine. Needles are slightly twisted. Considered to be one of the best forms!


PINUS CEMBRODIES (Pinyon Pine)

Pinus cembrodies 'Edulus' 'Edulus' Pinyon' Pine
HT: 6-8' Zone: 3-7  GH: Pyramidal
Very dense Christmas tree shape. Dark green needles. Slower growing than other pines. Needles are long and stiff like Austrian Pine. Tight branching habit.


PINUS CONTORTA (Lodge Pole Pine)

Pinus contorta 'Chief Joseph' 'Chief Joseph' Lodge Pole Pine
HT: 2-3' Zone: 4-7  GH: Conical
DWARF selection of Lodge Pole Pine. Golden yellow color in the winter turns green again in the summer. A winter beauty in the snow!



P. contorta 'Spaan's Dwarf' 'Spaan's Dwarf' Lodge Pole Pine
HT: 18" Spread: 3' Zone: 4-7  GH: Rounded
A DWARF rounded form with tiny needles that are 1/2" in length. Natural Bonsai. Use in rock gardens, troughs or in the landscape.

P. contorta 'Taylor's Sunburst' 'Taylor's Sunburst' Lodge Pole Pine
HT: 8' Zone: 4-7  GH: Strong pyramid
New growth is golden yellow then turns dark green in summer. Medium rate of growth. Nice specimen.



PINUS DENSIFLORA (Japanese Red Pine)



Pinus densiflora 'Aurea' Golden Japanese Red Pine
HT: 5' Zone: 4-7  GH: Upright
Similar to 'Tanyosho' Japanese Red Pine except greenish tinted needles turn yellow in winter. Interesting red flakey bark. Develops a broad head with maturity.



PINUS (PINES)-PINUS (PINES)



P. densiflora 'Bregeon'   'Bregeon' Japanese Red Pine
HT: 2' Spread: 3' Zone: 4-7 GH: Tight globe
A DWARF plant that is a small, tight globe shape. Use in areas where space is limited.



P. densiflora 'Glitzer'   'Glitzer' Japanese Red Pine
HT: 5' Spread: 6' Zone: 4-7 GH: Weeping
An improved form of Weeping Japanese Red Pine. It has a more upright and sturdy branching habit. Very nice over rocks or near water.

P. densiflora 'Low Glow'   'Low Glow' Japanese Red Pine
HT: 3' Spread: 6' Zone: 4-7 GH: Low & mounded
A very dense, tight mounded plant. Dark green needles have a light green "glow" in the winter. It is said to "glow in the snow". Thought to be a cross between Red Pine and Japanese Black Pine.

P. densiflora 'Oculus Draconis'   'Dragon's Eye' Japanese Red Pine
HT: 15' in 20 years Zone: 4-7 GH: Irregular pyramid
Known best for its outstanding color! Yellow and green bands on the needles are the "eye of the dragon". Color is brightest in late summer through early spring. Adapts very well to windy sites. Becomes broad with age. Prune candles to shape.




P. densiflora 'Ratta'   'Ratta' Japanese Red Pine
HT: 2' Spread: 2' Zone: 4-7 GH: Globe
A DWARF form of 'Tanyosho' Jap. Red Pine. Needles are lighter green. Tight, dense upright branches off the main trunk show flakey reddish bark. Grows 3-4" per year. Use as an accent plant in the landscape!




P. densiflora 'Stupka'   'Stupka' Japanese Red Pine
HT: 4-5' Zone: 4-7 GH: Irregular pyramid
An improved form of 'Dragon's Eye Pine with an extra yellow band for even more color! Slow growing. Becomes broad with age.




P. densiflora 'Tanyosho' ('Umbraculifera')   'Tanyosho' Japanese Red Pine
HT: 5' Zone: 4-7 GH: Upright & broad
Also called "Table Top" Pine because the top flattens with age. Dark green needles. Reddish flakey bark. Can be grown single or multistem. Excellent specimen plant. We have had one planted by our driveway for years!




P. densiflora 'Vibrant'   'Vibrant' Japanese Red Pine
HT: 3' Spread: 6' Zone: 4-7 GH: Mounded
Similar to 'Low Glow' Japanese Red Pine. Very tight and dense. Color is light green.




HAMAMELIS (Witch Hazel)-HAMAMELIS (Witch Hazel)




Ham. x intermedia 'Arnold Promise'    'Arnold Promise' Witch Hazel
HT: 8-12' Zone: 3-7 GH: Rounded
Bright yellow, fragrant flowers. Fall color is yellow-orange. We've had one planted in our front yard for years and have kept it pruned to about 6-8'. A prolific bloomer and great fall color on the north side of the house!




Ham. x intermedia 'Barmstedt Gold'    'Barmstedt Gold' Witch Hazel
HT: 5' Spread: 5' Zone: 3-7 GH: Rounded
Crimped yellow-orange flowers with a red-purple calyx. Overall color is golden yellow. Medium strength scent. Flowers mid to late winter. Fall color is orange-yellow.


Ham. x intermedia 'Carmine Red'    'Carmine Red' Witch Hazel
HT: 4' Spread: 4-6 Zone: 3-7 GH: Upright and sprawling
Overall color is a dull red. Red flowers fade to a dull bronze. Faint sweet scent. Mid winter blooms. Vigorous grower with sprawling branches. Fall color is red-orange.

Ham. x intermedia Diane'    'Diane' Witch Hazel
HT: 8-12' Zone: 3-7 GH: Rounded bush
Bright red flowers in late winter to early spring that are slightly fragrant. Fall color is orange to red.


Ham. x intermedia 'Feuerzauber'    'Firecracker' Witch Hazel
HT: 6' Spread: 6' Zone: 3-7 GH: Rounded
Sweetly scented coppery-red flowers in mid to late winter. Fall color is orange-red. Growth habit is vase shaped when young becoming more rounded with age.


Ham. x intermedia 'Hiltingbury'    'Hiltingbury' Witch Hazel
HT: 6' Spread: 6' Zone: 3-7 GH: Rounded bush
Flowers are a crimped pale coppery-red color that make the overall color red. A sweetly scented Witch Hazel. Blooms mid to late season.

Ham. x intermedia 'Jelena'    'Jelena' Witch Hazel
HT: 8-12' Zone: 3-7 GH: Upright and horizontal
Crimped orange colored flowers are fragrant. Fall color is orange-red and is consistently good.

 Witch Hazels will grow in either full sun or partial shade. The foliage is deer resistant. These plants will adapt to a wide range of soil conditions. All plants are upright and vase shaped when young, then will spread with age. Bloom time is long before Forsythia. Be sure to prune off any sucker growth from the understock.

PINUS (Pine)-PINUS (Pine)


Pinus banksiana 'Sparky #1' 'Sparky #1' Jack Pine
HT: 3-4' Zone: 3-7  GH: Upright & pyramidal
A fun plant that is small and will work well into the landscape. Pyramidal shape will add some height.


P. banksiana 'Schoodic' 'Schoodic' Jack Pine
HT: 2' Spread: 4' in 20 years Zone: 3-7  GH: Prostrate
A DWARF spreading form of Jack Pine. It crawls along the ground like a mat. Very slow growing.


P. banksiana 'Uncle Fogey' 'Uncle Fogey' Jack Pine
HT: 6' Spread: 8' Zone: 3-7  GH: Weeping & contorted
This plant contorts and weeps--branches twist and sprawls in all directions. Use as a specimen plant. Very unusual!


P. banksiana 'Wisconsin' 'Wisconsin' Jack Pine
HT: 2' Spread: 3' Zone: 3-7  GH: Round ball
A MINIATURE plant--the smallest of all of the Jack Pines. Very tough and hardy!


PINUS BUNGEANA (Lace Bark Pine)

Pinus bungeana 'Diamant' 'Diamant' Lace Bark Pine
HT: 18" Spread: 3' Zone: 3-7  GH: Flattened globe
Dark green waxy needles in a new growth habit for a Lace bark Pine.



P. bungeana 'Dwarf Fairway' 'Dwarf Fairway' Lace Bark Pine
HT: 4-5' Zone: 3-7  GH: Upright
Multiple trunks on DWARF form. Grows 4-6" per year.

P. bungeana 'Rowe' 'Rowe' Lace Bark Pine
HT: 6' Zone: 3-7  GH: Upright & dense
A dense compact form of Lace Bark Pine. Grows 6" per year.



P. bungeana 'Silver Ghost' 'Silver Ghost' Lace Bark Pine
HT: 8-10' Zone: 3-7  GH: Upright
Found at Dawes Arboretum in Newark, OH. Has the best bark exfoliation of all of the Lace Bark Pines. Grey, green and silver-white patches. Grown single and multi-stem. Dark green needles. Grows 18" per year.



 Lace Bark Pines are best known for their waxy green needles and exfoliating bark. Mature bark will exfoliate to reveal patches of grey, green, beige and silver. We grow them multistem and limb them up to show off the bark. A stunning year round plant!



HAMAMELIS (Witch Hazel)-LIQUIDAMBAR (Sweet Gum)



Ham. X intermedia 'Westerstede' 'Westerstede' Witch Hazel
HT: 6-8' Zone: 3-7   GH: Upright bush
Fragrant flowers in late winter to early spring. Flowers are curled and crimped yellow with a brown calyx. Fall color is yellow-orange. Vase shape when young.

LARIX (Larch)


Larix decidua 'Pendula' Weeping Larch
HT: Stake Zone: 3-6   GH: Weeping
One of our favorite plants, it is the weeping form of European Larch. Strongly pendulous branching habit. Light green, soft foliage is deciduous. Becomes very dense with age. Fall color is copper red-brown. Winter effect is striking!


Larix eurolepis 'Varied Directions' 'Varied Directions' Weeping Larch
HT: Stake Zone: 3-6   GH: Weeping
A larger form of Weeping Larch. Branching habit is random and weeping. Limbs arch gracefully down and spread in all directions--more open than Weeping Larch. Fall color is copper red-brown. Deciduous.

Larix kaempferi 'Diana' 'Diana' Japanese Larch
HT: 8-10' Zone: 3-6   GH: Upright, twisted & spreading
'Diana' is the contorted form of Japanese Larch. Branches twist and turn to give the plant an interesting effect with and without needles. GH is similar to Harry Lauder's Walking Stick. Deciduous. Fall color is copper red-brown.


Larix kaempferi 'Wolterdingen' 'Wolterdingen' Japanese Larch
HT: 18" Spread: 2 1/2' Zone: 3-6   GH: Round
A DWARF round form of Japanese Larch. Found in Germany. Very slow growing, only 2" per year. Nice, soft green foliage. Fall color is copper red-brown.


LIQUIDAMBAR (Sweet Gum)


Liquidambar 'Silver King' 'Silver King' Sweet Gum
HT: 8-10' Zone: 4-8  GH: Upright
White margins surround a green center on this variegated form of Sweet Gum. Somewhat slow growing. Unlike straight Sweet Gums, fruit production is sparse. Will tolerate somewhat moist and somewhat dry soils. Fall color is pink, purple and orange. Habit becomes rounded with age.


 Larches have soft, short needles that look evergreen, but are actually deciduous. Fall color is copper colored and there is no need for a rake! Be sure to do a good soil prep with some organic material as Larches prefer moist, but not wet soil conditions. They do not like to be "bone" dry-EVER! Even established plants will require supplemental watering during dry periods.


MAGNOLIA (Magnolia)-MAGNOLIA (Magnolia)


Magnolia x 'Alexandrina'  'Alexandrina' Magnolia
HT: 25-30' at maturity Zone: 4-7 GH: Upright & rounded
Large pink blooms can't help but be a "show stopper"! Blooms 7-10 days later than
Saucer Magnolia. Almost always grown as a multistem plant.

Magnolia x 'Blushing Belle'  'Blushing Belle' Magnolia
HT: 30' in 12 years Zone: 4-7 GH: Upright & oval
Very similar characteristics to 'Day Break' the difference being that the flower is
more tulip shaped and a deeper pink. Late spring bloom time usually misses the
threat of frost.


Magnolia x 'Butterflies'  'Butterflies' Magnolia
HT: 8-10' Zone: 4-7 GH: Rounded oval
Fragrant yellow blooms in mid May. Very, very hardy. Plant 15' away from house
or building.


Magnolia x 'Day Break'  'Day Break' Magnolia
HT: 30' in 12 years Zone: 4-7 GH: Upright & oval
'Day Break' is considered one of the best and largest pink colored Magnolias.
Blooms can be 8-10" across. Petals remain fairly upright. Bloom time is late spring
usually after the threat of frost.

Magnolia x 'Doc. Merrill'  'Doc. Merrill' Magnolia
HT: 15-20' at maturity Zone: 4-7 GH: Upright
Frilly white blooms in mid to late April. An improved variety of 'Star' Magnolia.
Usually grown multistem. Good choice for close to house or deck.


Magnolia x 'Ellen'  'Ellen' Magnolia
HT: 20-25' at maturity Zone: 4-7 GH: Upright & rounded
Foliage is irregularly variegated with yellow splashes of color. Bright yellow
blooms in May. Grows 8-10" per year. Will not grow in wet or shaded areas.


Magnolia x 'Golden Lantern'  'Golden Lantern' Magnolia
HT: 30-40' at maturity Zone: 4-7 GH: Upright & oval
A pale yellow color in a tulip shaped bloom. Blooms in late spring. Grows
18-24" per year.

 Magnolias are very tough plants and are very adaptable. Best known for
their bloom colors of white, pink, purple and yellow. Foliage is leathery and tough.
Many varieties become nice sized trees in a fairly short amount of time.


 Dannaher Landscaping 740-965-3789 or 740-972-0318

PICEA (Spruce)-PINUS (Pine)

P. pungens 'Walnut Glen'  'Walnut Glen' Colorado Blue Spruce
HT: 4' Zone: 3-6 GH: Pyramidal
A DWARF Spruce that has a light tan and yellow cast over the blue needles!
Striking appearance in the snow! Very slow growing, only 2-3" per year.


P. pungens 'Weirdo'  'Weirdo' Colorado Blue Spruce
HT: 2' Spread: 6' Zone: 3-6 GH: Prostrate
A green form that crawls across the ground. Occasionally, upright branches will rise
and then weep back down--like waves in the ocean!


PICEA RUBENS (Red Spruce)

Picea rubens 'Pocono'  'Pocono' Red Spruce
HT: 2' Spread: 3' GH: Round ball
A TINY witch's broom. Dark green needles are tight and congested. MINIATURE!
Very unique looking. Use in Bonsai or in troughs.


PINUS (PINES)


PINUS ALBICAULIS (White Bark Pine)


Pinus albicaulis 'Nana'  Dwarf White Bark Pine
HT: 4-5' Zone: 4-6 GH: Upright
Blue green needles on a sparse, upright branched plant. Grows 4" per year. DWARF.

P. albicaulis 'Noble's Dwarf'  'Noble's Dwarf' White Bark Pine
HT: 4-5' Zone: 4-6 GH: Pyramidal
A DWARF pyramid with corase blue-green needles. Grows about 4" per year.
"Wind swept" and sparse in appearance.


PINUS BANKSIANA (Jack Pine)


Pinus banksiana 'Angel'  'Angel' Jack Pine
HT: 3' Zone: 3-7 GH: Upright & pyramidal
A DWARF form of Jack Pine. Needles are 3/8" long and grow in clusters, giving it
a congested appearance. Needle color is kelly green.


P. banksiana 'Chippewa'  'Chippewa' Jack Pine
HT: 18" Spread: 3-4' Zone: 3-7 GH: Prostrate
A very DWARF prostrate form of Jack Pine. Widely used for Bonsai and in troughs.
Bright green colored needles. Very slow growing, only 2-4" per year.


P. banksiana 'Manomet'  'Manomet' Jack Pine
HT: 2' Zone: 3-7 GH: Globe
A DWARF form of Jack Pine with small green needles.


PICEA (Spruce)-PICEA (Spruce)


P. pungens 'Hoopsii'  GH: Pyramidal
HT: 8' Zone: 3-6
Excellent blue color, slow growing. Use as a specimen or in groups.

P. pungens 'Mission Blue'  'Mission Blue' Colorado Blue Spruce
HT: 8' Zone: 3-6 GH: Upright & strongly pyramidal
Similar to 'Blue Knight' Colorado Blue Spruce in growth habit. Needle color is a pretty shade of blue. Use alone or in groups.


P. pungens 'Mrs. Cessarini'  'Mrs. Cessarini' Colorado Blue Spruce
HT: 2' Spread: 3' Zone: 3-6 GH: Globe
A DWARF green colored globe. Grows very slowly, only 2" per year. Use in rock gardens or as a foundation plant. Becomes slightly flattened on top.


P. pungens 'Spring Ghost'  'Spring Ghost' Colorado Blue Spruce
HT: 4' Zone: 3-6 GH: Squatty pyramid
New growth is white for about 2-3 weeks before fading to a light blue.
The color contrast is striking!

P. pungens 'St. Mary's Broom'  'St. Mary's Broom' Colorado Blue Spruce
HT: 2' Spread: 3' Zone: 3-6 GH: Flattened globe
A DWARF blue globe. Grows very slowly, only 2" per year. Use in a rock garden or a foundation plant. Originally found as witch's broom


P. pungens 'Sunshine'  'Sunshine' Colorado Blue Spruce
HT: 4' Zone: 3-6 GH: Upright & pyramidal
The golden selection of Colorado Blue Spruce. New growth is mottled yellow.
The remainder of the plant has a yellowish cast to it. Slow growing.


P. pungens 'The Blues'  'The Blues' Colorado Blue Spruce
HT: 8-10' Spread: 8' Zone: 3-6 GH: weeping
To date, the best weeping Blue Spruce we have seen. Branches are very pendant--true cascade form. It has to be staked for more height. Foliage is baby blue!


P. pungens 'Thompsonii'  'Thompson' Colorado Blue Spruce
HT: 8' Spread: 6' Zone: 3-6 GH: Pyramidal
We consider it to be one of the best blue colored Spruces! Always a standout in the landscape!

 Colorado Blue Spruce is our Western Spruce. One of the most popular groups of evergreens & we grow only the best grafted varieties, which keep their blue color and do not fade to green. Used as screens, specimens or in foundation plantings.


MAGNOLIA (Magnolia)-MAGNOLIA (Magnolia)


Magnolia x 'Hot Flash'  'Hot Flash' Magnolia
HT: 30-35' at maturity Zone: 4-7 GH: Upright
Best known for its deep yellow colored blooms--the deepest of all of the yellow Magnolias! Tulip shaped blooms. Later bloom time usually misses spring frost.
Fast growing.


Magnolia x 'Jane'  'Jane' Magnolia
HT: 18-25' at maturity Zone: 4-7 GH: Upright & rounded
Deep lavender/purple blooms. Growth rate is about 12" per year. Mostly grown as a multistem plant. Beautiful color!


Magnolia x 'Leonard Messel'  'Leonard Messel' Magnolia
HT: 20-25' at maturity Zone: 4-7 GH: Upright
Bright frilly pink blooms similar to 'Doc. Merrill' only in different color. Improved variety of 'Star' Magnolia. Sturdy green foliage holds up well until fall. Usually grown multistem. Grows 12-18" per year.

Magnolia x 'Solar Flair'  'Solar Flair' Magnolia
HT: 30' at maturity Zone: 4-7 GH: Upright & oval
'Solar Flair' has an intermediate yellow color bloom between 'Golden Lantern' and 'Hot Flash'. Blooms inbetween those two as well. Tulip shaped blooms.

Magnolia x 'Sunburst'  'Sunburst' Magnolia
HT: 30' at maturity Zone: 4-7 GH: Upright
Deep canary yellow flowers. Good reliable bloomer. Flower shape is similar to 'Star' Magnolia. Grows fairly fast.


Magnolia x 'Sunspire'  'Sunspire' Magnolia
HT: 25-30' Spread: 6' at maturity Zone: 4-7 GH: Fastigate
Deep yellow blooms in late spring. Grows 18-24" per year. Clean, dark foliage.
Selected for its habit. Good street tree or in narrow areas.



Magnolia x 'Sunsation'  'Sunsation' Magnolia
HT: 25-30' at maturity Zone: 4-7 GH: Upright & rounded
Similar to 'Sunburst' Magnolia. Nice dark green leaves. Habit is upright when young, becoming rounded with age. Considered to be one of the best yellow Magnolias!

Magnolia sieboldii  Sieboldi Magnolia
HT: 20' at maturity Zone: 4-7 GH: Upright & oval
A creamy "egg" shaped bud that opens to reveal a red calyx. Musk scented.
Bloom time is in mid summer. Leathery leaf. Grows 12" per year.


)


MAGNOLIA (Magnolia)-METASEQUOIA (Dawn Redwood)



Magnolia sieboldii 'Collosus'  'Collosus' Sieboldi Magnolia
HT: 20' at maturity Zone: 4-7 GH: Upright & oval
A form of Sieboldi Magnolia that is larger than the straight species. Creamy "egg" shaped blooms have a red calyx and often measure 2" in size. Mid-summer bloom time. Leathery leaf. Grows 12" per year. Musk scented flowers!



Magnolia virginiana 'Ned's Northern Belle'   'Ned's Northern Belle' Sweet Bay Magnolia
HT: 15-25' in 20 years Zone: 4-7 GH: Upright
Small white flowers are very fragrant! Blooming starts in May and then sporadically throughout the summer. Seed pods turn bright red and attract birds. This variety is evergreen in most years.


METASEQUOIA (Dawn Redwood)

Metasequoia glyptostroboides  Dawn Redwood
HT: 75-100' at maturity Zone: 4-7 GH: Pyramidal
A deciduous conifer that was once thought to be extinct. Fast growth once established. Feathery textured needles. A beautiful specimen! Copper color in fall.


Metasequoia glyptostroboides 'Gold Rush' or 'Ogon'  'Gold Rush' or 'Ogon' Dawn Redwood
HT: 75-100' at maturity Zone: 4-7 GH: Pyramidal
Beautiful yellow color on a Dawn Redwood. Needles are more pale yellow to green towards the trunk. Striking contrast! Fall color is copper. Deciduous conifer. Can grow 2-3' per year once it is established.


Metasequoia glyptostroboides 'Miss Grace'   'Miss Grace' Dawn Redwood
HT: 8' Spread: 3' in 10 years if staked Zone: 4-7 GH: Weeping
A marvelous new weeping form! Much smaller and slower growing than the "regular" Dawn Redwood. A beautiful specimen in any landscape!


Metasequoia glyptostroboides 'Matthaei' or 'Headhunter'   'Matthaei' or 'Headhunter' Dawn Redwood
HT: 4' Spread: 4' Zone: 4-7 GH: Globe
Found at the 'Matthaei' Collection, it is a witch's broom. Known for its off bronze-green color and small globe size.


 Dawn Redwoods are ancient deciduous conifers. They have feathery fern-like texture on green foliage. Fall color is russet brown. Although some of the cultivars we grow get very big, these are not the California Redwoods that are growing on the west coast.


PICEA (Spruce)-PICEA (Spruce)


P. pungens 'Brotz Blue'  'Brotzman Blue' Colorado Blue Spruce
a.k.a. 'Stilton' Cheese Colorado Blue
HT: 4' Zone: 3-6 GH: Squatty pyramid
New growth is bright yellow for about 2-3 weeks before fading to blue. The color contrast is striking! Rather slow growing.

P. pungens 'Dietz'  'Dietz' Prostrate Colorado Blue Spruce
HT: 12" Spread: 5' Zone: 3-6 GH: Mat-like
A prostrate form of Blue Spruce that crawls on top of the ground. Bright blue foliage. Use as an accent plant, on hillsides or over rocks.


P. pungens 'Fastigiata'  Fastigiata Colorado Blue Spruce
HT: 8'-10' Spread: 3' Zone: 3-6 GH: Fastigate
Colorful blue needles on an upright and narrow plant. Use as a screen, on corners or where height is desired but space is limited. Perfect plant for a "living" fence!


P. pungens 'Foxtail'  'Foxtail' Colorado Blue Spruce
HT: 10' Zone: 3-6 GH: Irregular pyramid
Baby blue colored foliage. New growth tapers to a point near the tip, like a "fox tail". Grows about 8-10" per year.

P. pungens 'Glauca Globosa'  Dwarf Globe Colorado Blue Spruce
HT: 3' Spread: 4' Zone: 3-6 GH: Flattened globe
The most common of the DWARF Globe Blue Spruces. Good blue color all year long. Excellent foundation plant.


P. pungens 'Glauca Pendula'  Weeping Colorado Blue Spruce
HT: 4-5' Spread: 6' Zone: 3-6 GH: Weeping
Graceful limbs twist and weep, giving it a good visual effect. Makes a strong focal point in the landscape. It must be staked to develop a central leader, otherwise it will crawl on top of the ground. Beautiful color!


P. pungens 'Glauca Procumbens'  'Procumbens' Colorado Blue Spruce
HT: 3' Spread: 6' Zone: 3-6 GH: Prostrate
Crawls on top of the ground with occasional "wind swept" branches rising up.


P. pungens 'Golden Feathers'  'Golden Feathers' Colorado Blue Spruce
HT: 4' Zone: 3-6 GH: Squatty pyramid
New growth is bright yellow for about 2-3 weeks before fading to green. Similar to P. pungens 'Brotz Blue' only in green. The color contrast is striking!


 Dannaher Landscaping 740-965-3789 or 740-972-0318

PICEA (Spruce)-PICEA (Spruce)


P. orientalis 'Gowdy'  'Gowdy' Oriental Spruce
HT: 6' Zone: 3-6 GH: Upright & pyramidal
A DWARF pyramidal spruce. Nice dark green color. Use as a specimen in landscape.
Can be used close to house. Similar to *P. orientalis* 'Skyland's', only green in color.

P. orientalis 'Nana'  Dwarf Oriental Spruce
HT: 3' Zone: 3-6 GH: Pyramidal
A DWARF squatty pyramid. Used as a foundation plant. Nice dark color!


P. orientalis 'Shadow's Broom'  'Shadow's Broom' Dwarf Globe Oriental Spruce
HT: 2' Spread: 3' Zone: 3-6 GH: Globe
Dark green tiny needles on a nice globe form. DWARF.


Picea orientalis 'Prostrata'  Prostrate Oriental Spruce
HT: 18" Spread: 3' Zone: 3-6 GH: Prostrate
A form of Oriental Spruce that crawls across the ground. Dark green needles.


P. orientalis 'Silver Seedling'  'Silver Seedling' Oriental Spruce
HT: 18" Spread: 3' Zone: 3-6 GH: Upright, squatty pyramid
New growth has creamy white foliage! Older foliage keeps some of the white overtones. Small, slow growing, plant--grows only 2-3" per year.

P. orientalis 'Skyland's'  'Skyland's' Oriental Spruce
HT: 3' Zone: 3-6 GH: Upright & conical
Bright yellow new growth. Older needles are predominately yellow with a hint of green. Slow growing, only 4-6" per year. Rather sparse looking when young, it becomes dense and full. Central leader may be long and thin above rest of plant. Excellent specimen plant! Can be used close to house.

PICEA PUNGENS (Colorado Blue Spruce)

Picea pungens 'Blue Knight'  'Blue Knight' Colorado Blue Spruce
HT: 8' Zone: 4-7 GH: Strongly pyramidal
Silver-blue cast to the needles. Beautiful plant!

 Do you know that most plants die the first year due to incorrect watering practices? It is important to water on a REGULAR schedule and thoroughly each time you water. Watering once a week during the growing season is usually sufficient. Wet the mulch, the root ball and surrounding soil to encourage root growth. Continue to water until the ground freezes in late fall/early winter.


 Oriental spruces are usually small needled and slower growing. That's why they make great foundation plants or accent plants. Very tough!


PICEA (Spruce)-PICEA (Spruce)


PICEA (Spruce)

PICEA ABIES(Norway Spruce)


Picea abies 'Acorcona Pusch'  'Acorcona Pusch' Norway Spruce
HT: 18" Spread: 18" Zone: 3-6 GH: Round ball
A DWARF selection of 'Acorcona' Norway Spruce. Every terminal bud has a mini cone on it. Very tight. Use in rock gardens and with perennials.

P. abies 'Cupressiana'  'Cupressiana' Norway Spruce
HT: 8' Spread: 3' Zone: 3-6 GH: Fastigate
A columnar upright form of Norway Spruce. Very tight. Use as a screen or in areas where height is needed but width is limited.


P. abies 'Glauca Pendula'  Weeping Blue Norway Spruce
HT: 6' Spread: 6' Zone: 3-6 GH: Upright & weeping
New growth is dark greenish blue, this is the most blue form of Weeping Norway. Needles are stiff. A statuesque specimen.

P. abies 'Hillside Upright'  'Hillside Upright' Norway Spruce
HT: 3' Zone: 3-6 GH: Upright & narrow
DWARF, narrow upright form with thick main leaders and stiff upright branches. Dark green needles. Lots of buds.


P. abies 'Maxwell'  'Maxwell' Norway Spruce
HT: 3' Spread: 3' Zone: 3-6 GH: Round ball
Spikey dark green foilage on a DWARF globe. Use in a rock garden or in groups as a foundation planting.


P. abies 'Mucronata'  'Mucronata' Norway Spruce
HT: 4' Spread: 3' Zone: 3-6 GH: Tight pyramid
A DWARF dark green pyramid. Use in a rock garden or in groups as a foundation planting.

P. abies 'Pendula'  Weeping Norway Spruce
HT: 6' Spread: 6' Zone: 3-6 GH: Weeping
Dark green needles accentuate the graceful pendulous branching habit. A dense weeper with few open areas. Stake for upright growth. Nice cones.

P. abies 'Perry's Gold'  'Perry's Gold' Norway Spruce
HT: 4' Zone: 3-6 GH: Conical
New growth is bright yellow turning to green in the summer. Slow growing, only 2" per year. DWARF. A wonderful accent plant in the landscape.

PICEA (Spruce)-PICEA (Spruce)



P. abies 'Virgata'  Snake Bark Norway Spruce
HT: 12-15' Zone: 3-6 GH: Upright & weeping
A fast growing plant with long stems and few side branches. Grows 3' per year.
Side branches weep down. Very sparse appearance.

P. abies 'Wingles Weeping'  'Wingles Weeping' Norway Spruce
HT: 3' Spread: 7-6' Zone: 3-6 GH: Weeping
Bright green color. Strong weeping habit. Must be staked or will crawl like a mat
on top of ground. Branches are numerous and dense. Height listed is if the plant
remains unstaked.


BICOLOR SPRUCE

Picea bicolor 'Howell's Tiger Tail'  'Howell's Tiger Tail' Bicolor Spruce
HT: 4' Spread: 6' Zone: 4-7 GH: Flattened globe
Needles turn slightly upward revealing nice blue-green colors. Very attractive in
the landscape!


ENGELMAN SPRUCE

Picea engelmannii 'Bush's Lace'   'Bush's Lace' Engelman Spruce
HT: 8' Spread: 3' Zone: 4-7 GH: Weeping
Baby blue color is outstanding! It has a strong leader with very pendant side
branches, so it is not very wide. Beautiful specimen!


YEZO SPRUCE

Picea jezoensis "?"  Dwarf Yezo Spruce
HT: 4' Zone: 5-7 GH: Pyramidal
From Japan, a DWARF form of Japanese Spruce with short blue-green needles.


LIJIANG SPRUCE


Picea likiangensis 'Purpurea'  Lijiang Spruce
HT: 8' Spread: 6' Zone: 5-7 GH: Strongly pyramidal
Bright purple cones stand upright on branches before turning brown and falling
off. Off blue-green needle color.


PICEA OMORIKA (Serbian Spruce)


Picea omorika 'Berliner's Weeper'  'Berliner's Weeping' Serbian Spruce
HT: 10-12' Spread: 8-10' Zone: 3-6 GH: Weeping
Strong central leader with weeping side branches. Blue-green needles. Grows
12-18" per year. Becomes wider with age. Nice specimen. Resembles a fountain.


PICEA (Spruce)-PICEA (Spruce)


P. omorika 'Nana'  Dwarf Serbian Spruce
HT: 3' Spread: 3' Zone: 3-6 GH: Round ball
Used as a popular foundation plant in most landscapes. It can develop a central
leader, but most are globe shaped. Very dense. Blue green color.

P. omorika 'Pendula'  Weeping Serbian Spruce
HT: 8' Spread: 4' Zone: 3-6 GH: Upright & weeping
An upright weeper with a central leader and pendant branches. Taller than it is
wide. Use in areas where height is needed and space is limited.


P. omorika 'Pendula Brun's'  'Brun's Weeping' Serbian Spruce
HT: 8-10' Spread: 3' in 10 years Zone: 3-6 GH: Weeping
Narrow, upright form with short pendulous branches. As it matures, the leader
tends to "snake" (twist and turn upwards) and the branches near the bottom
tend to "skirt" out. A beautiful specimen for any area of the landscape!


P. omorika 'Pimoko'  'Pimoko' Serbian Spruce
HT: 18" Spread: 18" Zone: 3-6 GH: Round ball
A MINIATURE globe used in rock gardens, troughs or in very small areas, much like
'St. Mary's' Colorado Blue Spruce. Nice blue-green color. Very tight ball.

P. omorika 'Tijn'  'Tijn' Serbian Spruce
HT: 12" Spread: 12" Zone: 3-6 GH: Round ball
A bright gold yellow ball that holds its color throughout the year. Very slow
growing, only 2" per year. Terrific accent plant! Very dense and tight. DWARF.



P. omorika x *pungens* 'Troemner'  'Troemner' Hybrid Spruce
HT: 8-10' Spread: 8-10' Zone: 3-6 GH: Strong pyramidal
A cross between Serbian Spruce and 'Hoopsi' Colorado Spruce, it has intermediate
characteristics of both. Grown for its striking color and form. Fast growing up
to 18" per year. A wonderful plant!

PICEA ORIENTALIS (Oriental Spruce)


Picea orientalis 'Barnes'  'Barnes' Dwarf Oriental Spruce
HT: 18" Spread: 2' Zone: 3-6 GH: Globe
A very DWARF form. Needles are dark green and tiny. Use in rock gardens, troughs,
or as a foundation plant.

Picea orientalis 'Bergman's Gem'  'Bergman's Gem' Oriental Spruce
HT: 3' Spread: 3' Zone: 3-6 GH: Round ball
Nice dark green color. Grows about 3" per year. DWARF. Use in a rock garden
as a foundation plant, or in areas where space is limited. Very dense and tight.


TSUGA (Hemlock)-PINUS (Mugo)


T. canadensis 'Pendula'   Weeping Canadian Hemlock
HT: Stake Zone: 3-7 GH: Stake to weep
A strikingly graceful plant that brings a feeling of tranquility to the garden. Must be staked to develop a leader.


ULMUS (Lace Bark Elm)


Ulmus parviflora 'Glasshouse Works'  Variegated Lace Bark Elm
HT: 20-30' in 15 years Zone: GH: Rounded
Extremely hardy, somewhat fast growing--up to 2' per year. Flecks (or speckles) of white on the small green leaves. A striking plant in the landscape. Resistant to Dutch Elm disease.

ZELKOVA (Sometimes called Japanese Elm)

Zelkova serrata 'Goshiki'  'Goshiki' Zelkova
HT: 12-15' Zone: 4-7 GH: Upright & vase shape
This plant is grown multistem. Leaves are variegated white and green. Can grow up to 2' per year once established. Fall color is pink, purple and red. Use as a shade tree. Leaves resemble Elm leaves. Disease resistant.

Z. serrata 'Green Vase'  'Green Vase' Zelkova
HT: 12-15' Zone: 4-7 GH: Upright & vase shape
A green selection that is usually grown single stem. Leaf color is dark green. Fall color is orange-red. Often seen in Washington, D.C. along the alee. Leaves resemble Elm leaves. Makes a great shade tree. Disease resistant.


Z. serrata 'Variegata'  Variegated Zelkova
HT: 12-15' Zone: 4-7 GH: Upright & vase shape
We grow this plant single stem. White margins surround green center. Fall color is orange-red. Leaves resemble Elm leaves. Makes a great shade tree.

 The information in this catalog is based upon our **experience** in the horticultural field over the past 35 years and may differ from other sources. We are always evaluating plants and may from time to time, modify our opinions. Our business is located in central Ohio and our focus is on those plants which grow well in this and surrounding zones.

FOR THE PLANT COLLECTOR

The following plants are available in small sizes and/or quantities and are not listed in the descriptions in this catalog.

<i>Abies alba</i> 'Argan'	<i>Picea abies</i> 'Gold Drift'
<i>A. concolor</i> 'Masonic Broom'	<i>Picea engelmannii</i> 'Hoodie'
<i>A. concolor</i> 'Winter Gold'	<i>Picea glauca</i> 'McConells Gold'
<i>A. frasier</i> 'Kleins Nest'	
<i>A. frasier</i> 'Reeseville Ridge'	<i>Picea orientalis</i> 'Instar'
<i>A. frasier</i> 'Wingless Dwarf'	<i>P. orientalis</i> 'Martin K'
<i>A. koreana</i> 'Blauer Pfiff'	<i>P. orientalis</i> 'Shadows Broom'
<i>A. koreana</i> 'Tundra'	
<i>Abies lasiocarpa</i> 'Green Globe'	<i>Picea pungens</i> 'Baby Blue Eyes'
<i>Abies pinsapo</i> 'Aurea'	<i>P. pungens</i> 'Ruslyn's Blue Moon'
	<i>P. pungens</i> 'Simpsonville'
<i>Acer palmatum</i> 'Beni Hime'	<i>P. pungens</i> 'Straw'
<i>A. palmatum</i> 'Glowing Embers'	<i>P. pungens</i> 'Thume'
<i>A. palmatum</i> 'Goshiki Shidare'	<i>P. pungens</i> 'Wisconsin Cream'
<i>A. palmatum</i> 'Muraski Kiyohime'	
<i>A. palmatum</i> 'Nuresagi'	<i>Pinus koreana</i> 'Jack Corbit'
<i>A. palmatum</i> 'Skeeters Broom'	<i>P. mugo</i> 'Shira'
<i>A. palmatum</i> 'Samari Sword'	<i>P. mugo</i> 'Teeny'
<i>A. palmatum</i> 'Twombly's Red Sentinel'	<i>P. parviflora</i> 'Aoi'
<i>A. palmatum</i> 'Tamuke Yama'	<i>P. parviflora</i> 'Cleary'
<i>A. palmatum</i> 'Tsuma Gaki'	<i>P. parviflora</i> 'Dai-ho'
<i>Acer japonicum</i> 'Green Cascade'	<i>P. parviflora</i> 'Hani'
<i>A. japonicum</i> 'Meigetsu'	<i>P. resinosa</i> 'Quinobequin'
<i>A. japonicum</i> 'Oisami'	<i>P. strobus</i> 'Coney Island'
<i>A. japonicum</i> 'Otaki'	<i>P. strobus</i> 'Golden Candles'
<i>A. japonicum</i> 'Vitifolium'	<i>P. strobus</i> 'Hershey'
	<i>P. strobus</i> 'Porcupine'
<i>Hamamelis x intermedia</i> 'Aurora'	<i>P. strobus</i> 'R.e.l. No. 3'
<i>Ham. x intermedia</i> 'Boskoop'	<i>P. strobus</i> 'Contorta Nana'
<i>Ham. x intermedia</i> 'Early Bright'	<i>P. sylvestris</i> 'Byst'
<i>Ham.x intermedia</i> 'Harry'	<i>P. sylvestris</i> 'Frensham'
<i>Ham. x intermedia</i> 'Kohankie Red'	<i>P. sylvestris</i> 'Rt. 11-67 Broom'
<i>Ham. x intermedia</i> 'Sandra'	

 This catalog was compiled in March 2009, so there's a good chance that many more plants are now available. If you are looking for something specific, please don't hesitate to ask.